



duna mesa. bela.

Parte duna mesa. e pinbela.

el. Parre duna mesa.

Parte duna mesa, bela e bella. alomo amo

Parte duna mesa. belissima.

Dei. de brumel. d la mesa d ut. re. mi. fa. sol. la. bel^{ma}

rens roxa. aut uirginitatis liliu. moteto beletissimo.

tra ternitas. descoda il corabaso. moteto pin belissimo.

si spiaqua la scoltax. moteto bello.

iero. Canto belissimo mai e fra sona astra foza.

il princep. canto agieroso et bello.

regres. canto.

ecubiens plaene. cato nel to del. p. recercax.

Oblivier. canto. nel ton al p. recercax.

Nonqua fuit pena maior. cato uechio ch da si no e bello.

Sit nome dni beneditu. cioe, o dulcis amicha mea.

Basadanza senza fuge bella.

agna tuta d fuge

na p et mai in pari.

o bello.

ipulera e samica, mea. belissima moteto aieroso et forte

.1. **R**ecercax primo ch insaraj bello. bello

.3. **R**. Segundo bello. bello

.8. **R**. terzo bello.

.11. **R**. quarto descorda nel to. d. 5. tenit) bello.

.15. **R**. quinto nel to al g. 6. belissimo. iac

.18. **R**. pesto bello, a zinaadul contrarinj solo.

.36. **R**. septimo, aue aluise di garzoni.

.40. **R**. octavo, lalciez, et u spiciax, laue.

.41. **R**. nono nel to d nuqua jui p. m. bello.

.42. **R**. decimo. bello.

.44. **R**. vndesimo. ala spagnola facile bello.

.63. **R**. xij. ch sona na uicer do ch nin la ne arage

.13. **P**adoana francese. a. 4. bella, e forte.

.42. **P**adoana ala francese bella e aierosa.

.23. **P**adoana belissima, descorda come. 5. tirnias

.15. **T**i baletto da balax bello.


.9. **O**, mia ciecha edura forte. che fonal g so coa.

.14. **V**oi che pasati qui. nel ton al re terzo.

.19. **S**tuaasi amoz dormendo soto un fagio.

.1. **L**a uilanela.

.66. **R**. xij. ch sono mi solo hello.



THE NEWBERRY
LIBRARY

Compositione di m^{se} Vincenzo capizola gentil homo bresano.

Considerando io Vidal che molte diuine opere p^{er} ignorantia deli possessori si sono perdute, et desiderando ch^e questo libro quasi diuino p^{er} me scritto, perpetualmente si conseruasse, ho uolesto di così nobil pictura ornarlo, acio che uenendo ale mano di alchuno che manchasse di tal cognitione, p^{er} la bellezza di la pictura lo conseruasse. Et certamente le cose che in esso libro notate sono, contengono in se tanta armonia, quanta la musical arte exprimer puole, Come apertamente conosera colui, che diligentemente quello trascouera, et tanto piu e da esser conseruato quanto che molte de le cose che in esso si trouano, non sono sta dal auctor ad altrui che ame concesse, ma non ti marauelg^{ar} si nel principio, et piu oltra scourendo trouarai qualche ch^oseta facile, o di poco momento, p^{er} che io nel principio del mio imparar tal ch^ose li richiedea, et bone essendo quivi le posse. ~

questa soto scritta regola potrai intrèder il nota d' d'ro lib. eli boni modi d' pōta d' la mā, e g'lo q'ua tu a

L modo da pōtax la mā sul manego d' lauto. come soni porta idedi basi sul manego, enō leuar ledeg alte dale corde, p' ch' importa assai. et fath sto costume il p'cedi al p'ncipio, casu no, te seria difficile poi remeter. ~

So bote in suxo una d'rio l'altra. come le trouerai il forzo da una con un deo, l'altra cō l'altro, et elaltre fale secondo le troui notade, ch' quasi una ua in zo, el'altra insu, tute quāte. et il deo grosso de la mā destra fa ch' stia sotto al secondo, et g'ito azio nō se scontrì uno deo cō l'altro, nel batar de lebo te una in su l'altra in zo. et c. ~ et manco ch' adoperi el deo grosso, e piu bel aluedex sul manego.

Le Consonantie tu trouerai a tre ouer a quatro, auertisi ch' quella d' mezo se senta, ch' molto la tua orecchia te ingana te par sonar q' bote, et nō se sente nisi 3. et cusi 3 ch' soni nō se sente poi do et c. ~

Le Consonantie difficile ch' trouerai, masime alcune ch' te parera nō le poter fare, ma cui, ano il modo d' il portar d' la man, e comodarsela sul manego sono facile, a seigneroti il modo, pono p' caso tu troui una consonantia ch' stia ferma sul terzo tasto, et ch' uadi poi trauagliando p' li altri tasti e poi torri ag' illo medemo tasto. Verbi grā. el bordon ua pie' ela sotana al terzo tasto, ela mezana al quinto, et traualgiera poi sul terzo e poi sul quarto et quinto, et te parera fastidioxo far g'lle bote, fa in g'ita forma, pia col primo deo atraverso tute le corde sul terzo tasto e tieni fermo, et poi con le altre tre dite ua lauorando doue lacade ut supra, Et cusi como dico de sto exemplo sul terzo tasto cusi farai p' tutto il manego e si nō festi cusi nō foresti nula et c. ~. Similiter al gouerno de le dez sul manego, fa che ledez d' mezo, sia sempre in liberta et ch' sia pronte ale bote de sopra, et fa ch' uno deo d'agi sempre luopo al'altro, et con il deo picollo op'alo spesifine uolte doue la cade, et nō manco operax il picollo qual li altri, ra seigneria assai rason, ma molto seria difficile comprende r'le, fa ch' p' deseriue) comprendi molte cose, e la galataria, d' pōta d' la mā, ch' nō si pol deseriuer.

Le. fuge ch trovi notade, qual uano preste diremo crocete ch son queste. **F**. sempre tu trouerai una man d
questa ch ua piu tenuta, pono p caso questa. **F**. auertisi tie questa il suo douex, eno la caxax come
la croceta. p ch no la tenendo il suo douex ti inbrati ogni cosa, et fa asai nel metex suxo et c.

Nota. il piu bel secreto et arte ch e, nel metex suxo una cosa, et sonax, abi questo p una maxima de
aristotille, et fali gra fondameto: auertisi nel sonax sempre tenir ferme le bote col deo, ouez dei
sul manego fina ch trovi altre bote ch te sia forza lasaxlle, cusi sempre farai de ma, in man p
ch importa asai, et uai no lintende, come desoto, forza sera, ne parli, et c. ~

Regneron. d alcuni. 3. et. 7. et c. come acade li quali trouerai notadi de ponti rosi uidelicet. 3. et 7. altro
non significa solu ti dinota eser tremoli, et p eser cosa ch no si pol notar dingioistro come le altre
figure si nota cusi de ponti, come cosa tremolizante ch no si tie fermo il deo, verbi gra ti assegno tu dai
una bota sul canto al 2^o tasto tien ferma quella bota, et con uno altro deo tu tremoliza dal terzo
tasto, e p notar quello effecto el fai di ponti, come nota morta, e tremolizate, e p gli ponti tu uedi a
qual tasto dei tremoliza, e niuno no nota p ch se pol fare sera, et chi sono sonax ifano da sua
posta doue li piace, et oli notadi p dimostrarti doue li frano bene afarli. et in alcuni Inogi, ano
gra, gra, afarli diu tremoli. Et quando ti acadera tremolizar sun tasto sollo, el te son forza a
notar qlla nota, ach modo dimostrerai qlla andar tremoliza ti lasego, et pono p caso tu fai
una bota sula mezana al p^o tasto, forza ti son notare cusi come sta, notar d ponti no ce, ord
ine, ma come uestrai. i. sti do ponti sopra la figura de roso tremoliza quella co quel deo solo,
e altro no te significa gli dui poti d sopra rosi ch tremoliza quella et c. p ch nel notar mai si no
ta poti d sop alle figure solu d foto et c. et sic d singulis de diu tremoli. et c. ~

3

Pererea. tu trouerai alcuni trateti rossi come uergoline in questa forma. 1. sopra le note, altro non significa solū tenir salda col deo quella corda, 2. e quella bota, Verbi gratia tu trovi una consonantia, a, quattro quella d' quelle 7. ch' amo le uergole quelle se tien: E nota ch' de sotto le righe tu trouerai alcuni segni in questa forma. v. quali nō ti dinota altro eceto ch' li tu comenzi a tenir, et p' ch' questo segno dimostra ch' le bote, che li, e sopra, comenzano andar tenute, et essendo consonantie a tre o, a quattro, le sopra dite uergoline tasegna quale poi d' quelle uano tenute, o una, o due, tu uedi p' le uergoline, et quando troui dietro la prima uergolina una altra uergolina, lasa la prima ch' lasax te conuen, et tien la sequete, cusi di mom in mano ua sequendo fin ch' troui questo altro segno. 7. il qual nō ti dinota altro ch' lasax quel pōto ch' tenimi fermo, et questo tenir fermo importa assai nel sonar, uerbi grā tu tien una bota o consonantia con il deo d' mezo d' sopra, et cō il p. elultimo, tu ua sonado, e quel deo d' sop' d' mezo sta semp' fermo stondo fermo semp' canta, et si lo leuasti quella uoce se pde, e nō pol rem' compagnia a laltre, et fa pin musical il sonar, e pin bel ueder, quā uis ognuno nō l'intende quanto importa questo, sic' ut sup' tie le bote ferme pin ch' poi fin ch' ti sono forzo lasarle et c.

Trouerai. ne la padoana desforda, la posta d' le mezane partie in do righe, e su una serra piena et l'altra uoda, nō ti para difficile ch' son cosa facile, Con la mā sinistra sul manego facti col deo piccolo ouē, quello apreso tu tiri zoso uno pocheto la corda 2. e una d' le mezane de sotto 2. e lultima tal ch' lasia discosta da l'altra etien ferma, poi col p' deo, ua tocado, su l'altro tasto piē e uoda l'altra corda, secondo troui notado questo efeto fai cō la mā zancha, e cō la destra sona su tuta la posta come il solito. e gillo non podsti coprende falo p' deseritione, p' ch' nō si po scriuere. ~

¶ Decreto da ligar le corde sul lauto.

Sapi ch le corde sono fare d' budli d' castromj: Et el cao al buelo sempre, e pin grosse ch in fin: Et p' tutto tutte le ianete, sono pin grosse dan cao, ch d'alatro: Ma nota, ch ligando la corda sul scagnello dal cao grosso sempre tira la uose in drio quella corda: Et uolendola al contrario, &oe ligarla dal cao sotil tira la uose auanti, ch e p' il contrario: Ma se fuseno corde da monaco no patise qsto, p' ch le camina pin, et tira la uose auanti: Ma metendo il contrabaso, Et bordon con il cauo grosso liga sul scagnello sempre ut supra tira la uose in drio: Ma auertisi poi da metex el Tenor, le Mezone, et Sotane al contrario, &oe ligarle col cao sotil sul scagnello, p' ch tu sai ch le mezone ua basse cordae, et si le metesti ligade col cao grosso come el contrabaso et bordon, le tiraria la uoxe in drio, et no acordariano, ma bisogna ch le meti p' il contrario ligade col cao sotil ut supra, ch poi le te acordara, el contrabaso al 3.° tasto, co le mezone al p.° tasto. Ma sapi ch patise pin le corde sotil ch le grosse, et maxime le corda da gazer et altre, ch no fu gille da monaco ut sup. Et replico come le se die ligar sul lauto, El contrabaso, et bordon, liga dal cao grosso, El tenor, mezone, sotane, ua ligade dal cao sotil et. et questo son uno secreto d' m. vicenzo capirolla da saueu metex le corda sul lauto et.

¶ A. batex le corde, p' metexle sul lauto.

Nel batex la corda da ueder si sono bona, et iusta p' metex sul lauto, batila co la ma destra, p' ch nich nel sonar tu bati dal scagnello cu la man destra. Et fin ch el cao longo, &oe el pin alta ianeta stia nela man manca, et la corda ch son iusta bura do filli segueti dan u cao alatro, et sapi, liga el cao pin iusto dal scagnello, Ancora sapi ch si la corda te bura se tre filli, o 9. segueti dan cao alatro, faria ancora altri bona corda, Ma aduertisi de acompagnar sempre la sua compagna d' quella istessa bura &oe s'ila bura 3. filli metili apreso unaltra da 3. filli, et cusi sacorda che non par false. Et si p'orre diro le mezone, o sotane no sacordase, et ch fuse iuste, munda la corda da cao

apie ch' forsi ricordara. p' la rason sopradita p' ogni uolte in le corde sotil no si puo cusi ueder qual sia el cao
piu grosso, o piu sotil d'aliqua sul scagnelo ch' p' q'ra rason anch' no ricordara. Et etia sapi a mudando la corda
da cao a pie ricordara p' l'altra causa ch' fara piu iusta la corda dau' cao ch' d'alaltro, ac etia sapi ch' nel
ligar ch' fai la corda si lafasti inuex il scagnelo u' deo d' corda falsa p' forte, no acordaria, ch' te furia poi
tuta la corda falsa, cana uia la corda et reballa darecao, et ua prouado, et facedo experientia etc. Et
le mezane, et sotane, si p' caso una fusse piu grossa d'altra, meti sempre la grossa d' sopra. Et etiam
sapi ch' una corda falsa apreso d' una iusta mai ricordara, ma piu tosto do false ann, etc.

De Aricordi p' li lauti

Sapi ch' au' lauto bo, el suo scagnelin d' cao del manego u' fregolin piu alto d' suo douer pe' orara a fai uno
lauto e digo grandamente, et si p' forte p' esex frua fesse bisogno a farne uno fath' sia d' quella altre in mede
ma ch' se fusse piu alto pe' oraria el lauto: p' tanto auerij ch' non si perdano etc. et nota u' miraculo ch' lo
uuij au' lauto ch' solena auer: il scagnelin era u' poco ino piu ad' douer ch' canto andana inciso, et pareua
il lauto muto il fisi andar insu al suo luoco respiro il lauto cosa dario creder sapi d' quata inportatia
e u' scagnelin a tal lauto etc. Ancora saluarmi le grosse e dte corde ch' sono sul lauti ch' stano ben al
manco te tre cord' grosse ch' e il contrabasso, bordon, et tenor ch' g'ste. 3. te insegnara ameter il resto
dte corde: p' ch' secodo il lauti bisogna darli la grosseza dte corde, ch' chi uol fornir grossi, et chi sotil, et la
grosseza sapi ch' fa parex a lauto bon, et cariuo. Et sapi ch' consiste a intastare el lauto. ch' el p' tasto fa ch' el
tocca quasi le corde, et cusi d' ma, in ma fina in cao, p' ch' come il tasto e piu propinguo ale corde, le corde adix cusi
arpija, et par mixer el lauto. et p' causa di tasti qualcheuolta par ch' il lauto abia d' feto, e no sapi metex etc.

THE UNIVERSITY
LIBRARY

F. *Lautanca*



Handwritten musical notation on a page with four systems. Each system consists of a top line with rhythmic markings (vertical bars) and a bottom line with numerical notation. The notation is organized into measures by vertical bar lines. The numbers are written in black ink, with some numbers in purple or red ink. The notation is a form of early shorthand or tablature, possibly for a lute or similar stringed instrument. The first system has 10 measures, the second has 10 measures, the third has 10 measures, and the fourth has 10 measures. The notation is dense and complex, with many numbers and rhythmic markings.



Recherchar primo.



FF FFFF FF FFFF FFFF FFFF FFFF FF FFFF FFFF FF FFFF FFFF

2 1 2 0 1 3 0 1 0 3 1 0 2 1 2 0 1 2 0 1 3 0 2 4 0 5 5 4 2 0 4 2 1 0 2 1 0 0 0

FFFF FFFF FF FFFF FF FFFF FF FF FF FFFF FFFF FF FFFF FFFF

2 1 2 1 2 4 2 2 2 1 2 0 3 0 3 0 1 3 0 1 3 0 1 3 0 1 3 0 1 3 0 1 3 0 2 3 5

FF FFFF FF FF FF FF FF FF FF FF FF FF FF FF FF FF

2 4 0 2 0 4 2 2 2 2 0 2 2 0 0 0 2 0 2 3 2 2 0 2 3 2 0 0 2 3 2 0 3 2 0 4 0 3 1 0 2 0 4 0 3 1 0 1 0 1 3 0 1 3 0 1 3 0 1 3 0 1 3 0 2 0 2 3 2

FF FF FF FF FF FF FF FF FF FF FF FF FF FF FF

0 0 2 0 2 3 0 2 4 5 4 2 0 2 0 3 2 3 2 3 0 2 0 1 3 10 2 0 1 3 0 2 3 0 2 0 0 0 0 2 3 0 2



4 0 2 | 3 5 7 | 8 7 5 | 8 | 7 4 | 2 4 | 0

Comenza sul canto come vedi, et sequitur ut supra

FF FFFF FF FF FF FF FF FF FF FF FF FF FF FF

3 2 0 3 1 4 2 2 2 2 2 0 0 0 0 3 3 3
3 1 0 1 0 3 1 0 1 3 1 0 2 2 3 1 0 3 1 3 1
0 2 3 2 0 5 4 3 3 3 0 3 3 2 1 0 2 2 0 0 0 1

FF FF FF FF FF FF FFFF FFFF FF FF

3 3 2 2 2 2 2 0 0 0 0 0 0 0 0 2 0
3 1 2 1 3 5 3 1 0 1 0 3 1 0 0 1 3 1 0 0 2 0
0 0 0 3 3 3 0 3 3 3 2 2 3 3 2 0 2 3 2 0 2 3 2 3 2 0

FFFF FF FFFF FFFF FF FFFF FFFF FFFF FF FF

3 5 4 5 4 2 0 2 0 2 3 0 2 3 4 1 3 1 3 5 4
0 3 0 0 1 3 3 0 2 0 0 0 0 0 2 0 1 3 1 3 5 4
2 3 2 0 3 7 5 3 2 5 3 2 0 3 1 2 0 2 0 0 5 5 4

FF FFFF FF FF FF FF FF FFFF FFFF FF FF

0 2 0 2 0 2 0 2 0 3 0 1 0 1 0 1 3 1 0 3
3 10 0 1 0 0 2 0 2 0 3 0 1 0 1 0 1 3 1 0 3
5 3 2 0 5 3 2 0 1 3 2 0 2 0 2 4 5 7 5 5 3 2

Handwritten musical notation on a five-line staff. Above the staff are various rhythmic markings in purple and black, including groups of four vertical lines (FFFF) and pairs of vertical lines (FF). The notation consists of numbers (0, 1, 2, 3, 4, 5, 7) placed on and between the lines of the staff.

Handwritten musical notation on a five-line staff, continuing from the first system. It features similar rhythmic markings above the staff and numerical notation on the staff lines. A small blue and red vase with flowers is illustrated on the right side of the staff.

Canto seguito nel ton. del primo recerchax obliuiz.

Handwritten musical notation on a five-line staff, starting with a treble clef. Above the staff are rhythmic markings in purple and black. The notation includes numbers on the staff lines and some numbers below the staff.

Handwritten musical notation on a five-line staff, continuing the piece. It features rhythmic markings above the staff and numerical notation on the staff lines.



Handwritten musical notation on a five-line staff. The notation consists of two lines of numbers (likely fret numbers) and a line of letters (likely chord or fingering indicators). The letters are colored in red and purple. The numbers are arranged in two rows, with the top row containing the primary notation and the bottom row containing secondary or alternative notation. The letters are placed above the top row of numbers.

Handwritten musical notation on a five-line staff. The notation consists of two lines of numbers and a line of letters. The letters are colored in red and purple. The numbers are arranged in two rows, with the top row containing the primary notation and the bottom row containing secondary or alternative notation. The letters are placed above the top row of numbers.

Handwritten musical notation on a five-line staff. The notation consists of two lines of numbers and a line of letters. The letters are colored in red and purple. The numbers are arranged in two rows, with the top row containing the primary notation and the bottom row containing secondary or alternative notation. The letters are placed above the top row of numbers.

Handwritten musical notation on a five-line staff. The notation consists of two lines of numbers and a line of letters. The letters are colored in red and purple. The numbers are arranged in two rows, with the top row containing the primary notation and the bottom row containing secondary or alternative notation. The letters are placed above the top row of numbers.



Recechax, Secondo.

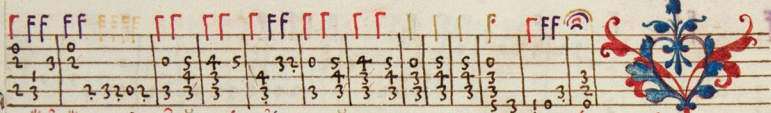


Handwritten musical notation on a five-line staff. The notation includes rhythmic values (e.g., 2, 3, 4, 5, 6, 7, 8) and dynamic markings (F, FF) written in red ink above the staff. The notes are represented by numbers 0-7 placed on the lines and spaces. There are also some red markings below the staff, possibly indicating fingerings or breath marks.


Handwritten musical notation on a five-line staff, continuing the piece. It features rhythmic values and dynamic markings (F, FF) in red ink. The notation includes various note values and rests, with some notes marked with numbers 0-7. Red markings are present below the staff.

Handwritten musical notation on a five-line staff. The notation includes rhythmic values and dynamic markings (F, FF) in red ink. The notes are represented by numbers 0-7. There are red markings below the staff.

Handwritten musical notation on a five-line staff. The notation includes rhythmic values and dynamic markings (F, FF) in red ink. The notes are represented by numbers 0-7. There are red markings below the staff.



Omnia ciecha. edura. sorre. sequita. nel ton del secondo. ricercar.



Handwritten musical notation on a single staff. The notation includes notes (circles with numbers 0-5) and rests. Above the staff, there are dynamic markings: 'F' (forte) in blue and 'FF' (fortissimo) in red. Some notes are also marked with '3' for triplets. The staff contains 12 measures of music.

Handwritten musical notation on a single staff. The notation includes notes and rests. Above the staff, there are dynamic markings: 'F' in blue and 'FF' in red. Some notes are marked with '3' for triplets. The staff contains 12 measures of music.

Handwritten musical notation on a single staff. The notation includes notes and rests. Above the staff, there are dynamic markings: 'F' in blue and 'FF' in red. Some notes are marked with '3' for triplets. The staff contains 12 measures of music.

Handwritten musical notation on a single staff. The notation includes notes and rests. Above the staff, there are dynamic markings: 'F' in blue and 'FF' in red. Some notes are marked with '3' for triplets. The staff contains 12 measures of music.

FF FFFF FFF FFF FF F | | F F FF F F F FF

F₃ F | | F F FF F F F FFFF FFFF F | | FF FF FF

Che farala per sua coda. seg.

FFF FF FF FF F FF FF FF F

FFFF FFFF FFFF FFFF FFFF FFFF FFFF FFFF

Handwritten musical notation on a five-line staff. The top line features a series of red vertical strokes (accents) above the staff, with some groups of three or four strokes. Below the staff, the notes are represented by numbers (0, 1, 2, 3, 4, 5) and some have small circles above them. The bottom line contains a sequence of numbers: 2 0 2 3 0 2 3 0 1 0 2 3 3 0 3 3 1 3 5 5 0 1 3 1 0 3 1 0 5 3 1 0 3 2 0 2 3 2 3 3 2 5 3.

Handwritten musical notation on a five-line staff. The top line features a series of red vertical strokes (accents) above the staff, with some groups of three or four strokes. Below the staff, the notes are represented by numbers (0, 1, 2, 3, 4, 5) and some have small circles above them. The bottom line contains a sequence of numbers: 3 2 3 3 0 3 3 1 3 3 1 0 3 2 0 2 3 2 3 3 2 5 3 1 3 0 3 3 2 0.

Handwritten musical notation on a five-line staff. The top line features a series of red vertical strokes (accents) above the staff, with some groups of three or four strokes. Below the staff, the notes are represented by numbers (0, 1, 2, 3, 4, 5) and some have small circles above them. The bottom line contains a sequence of numbers: 5 5 3 0 2 3 2 3 3 2 3 0 1 3 0 1 3 3 2 5 5 3 2 2 3 2 3 3 2 5 3 0.

Handwritten musical notation on a five-line staff. The top line features a series of red vertical strokes (accents) above the staff, with some groups of three or four strokes. Below the staff, the notes are represented by numbers (0, 1, 2, 3, 4, 5) and some have small circles above them. The bottom line contains a sequence of numbers: 3 1 3 5 0 2 0 0 4 2 0 0 0 0 2 0 0 3 2 0 3 1 0 3 1 2 5 3.



FFF F F F F F F F F

0 0 2 3 5 3 2 0 4 8 7 5 3 2 0 4 2 4 0 4 0 4 0 3 0 2 3 2 0 3 1 0 3

F F F F F F F F F F F

2 4 3 2 3 0 1 0 2 3 2 0 2 3 0 3 3 3 3 3 1 3 0 2 0 3 0 2 3 0 2 3 2 0 3

F F F F F F F F F F F

3 1 0 1 0 3 5 3 2 0 3 2 1 3 0 3 2 3 3 5 2 7 5 3 2 0 3 3 0 0

F F F F F F F F F F F F F F F

0 3 0 3 0 3 2 0 3 2 3 2 3 2 0 3 2 0 3 2 0 2 3 0 2 3 0 2 3 0 2 3 0

Handwritten musical notation on a five-line staff. The notation consists of a sequence of numbers (0, 2, 3, 1, 0, 2, 3, 2, 0, 3, 5, 3, 2, 0, 3, 0, 2, 3, 2, 3, 0, 3, 3, 2, 0, 2, 3, 0, 2, 2, 0, 2, 0) written below the staff. Above the staff, there are several red bracket-like symbols and the letter 'F' in various colors (red, black, blue) indicating fingerings or dynamics.

Handwritten musical notation on a five-line staff. The notation consists of a sequence of numbers (3, 2, 0, 2, 3, 0, 2, 3, 0, 3, 3, 2, 0, 2, 3, 0, 2, 0, 1, 2, 3, 3, 0, 0, 2, 0, 1, 3, 0, 0, 3, 2, 3) written below the staff. Above the staff, there are several red bracket-like symbols and the letter 'F' in various colors (red, black, blue) indicating fingerings or dynamics.

Handwritten musical notation on a five-line staff. The notation consists of a sequence of numbers (3, 0, 3, 0, 3, 0, 2, 0, 3, 1, 0, 3, 1, 0, 3, 2, 0, 2, 3, 2, 0, 2, 3, 1, 3, 2, 3, 0, 0, 3, 0, 1, 3, 1, 0, 2, 2, 0, 3, 2) written below the staff. Above the staff, there are several red bracket-like symbols and the letter 'F' in various colors (red, black, blue) indicating fingerings or dynamics.

Handwritten musical notation on a five-line staff. The notation consists of a sequence of numbers (0, 2, 3, 2, 0, 3, 0, 3, 1, 0, 1, 0, 0, 2, 0, 3, 0, 2, 0, 3, 2, 3, 2, 0, 3, 0, 3, 2, 0, 3, 2, 0, 2, 3, 2, 0) written below the staff. Above the staff, there are several red bracket-like symbols and the letter 'F' in various colors (red, black, blue) indicating fingerings or dynamics.

Handwritten musical notation on a five-line staff. The notation includes various rhythmic values (0, 1, 2, 3, 4, 5, 7) and dynamic markings such as *f*, *F*, and *FF*. A small red bird-like illustration is present at the beginning of the staff.

Handwritten musical notation on a five-line staff, continuing the piece. It features rhythmic values and dynamic markings like *f*, *F*, and *FF*.

Handwritten musical notation on a five-line staff, continuing the piece. It features rhythmic values and dynamic markings like *f*, *F*, and *FF*.

Handwritten musical notation on a five-line staff, continuing the piece. It features rhythmic values and dynamic markings like *f*, *F*, and *FF*. A small red illustration of a cherub is visible at the end of the staff.



Recherches. 1770.



Handwritten musical notation on four staves. The notation includes notes, rests, and dynamic markings such as 'f' (forte) and 'ff' (fortissimo). The notes are often accompanied by numbers (e.g., 0, 1, 2, 3, 4, 5, 6, 7, 8) which likely represent fret positions on a stringed instrument. The music is written in a style characteristic of 18th-century manuscript notation.



Handwritten musical notation on a five-line staff. The top line contains notes with stems and flags, some marked with 'F'. The bottom line contains a sequence of numbers: 3, 2, 2, 3, 0, 1, 3, 0, 3, 2, 0, 3, 1, 0, 3, 0, 2, 3, 0, 1, 3, 0, 2, 4, 5, 4, 2, 0, 3, 1, 0, 3, 2.

Handwritten musical notation on a five-line staff. The top line contains notes with stems and flags, some marked with 'F'. The bottom line contains a sequence of numbers: 3, 0, 2, 0, 3, 1, 0, 3, 2, 3, 0, 2, 3, 5, 7, 8, 7, 8, 5, 7, 5, 3, 2, 0, 3.

Handwritten musical notation on a five-line staff. The top line contains notes with stems and flags, some marked with 'F'. The bottom line contains a sequence of numbers: 2, 0, 2, 3, 0, 1, 3, 0, 0, 1, 3, 0, 2, 4, 5, 4, 5, 5, 4, 5, 3, 1, 0, 3, 1, 0, 3, 2, 3, 3, 2.

Handwritten musical notation on a five-line staff. The top line contains notes with stems and flags, some marked with 'F'. The bottom line contains a sequence of numbers: 3, 1, 0, 2, 0, 3, 2, 0, 2, 3, 0, 2, 1, 3, 0, 3, 3, 1, 2, 0, 1, 3, 3, 0, 2, 0, 3, 2, 0, 3, 2.

Handwritten musical notation on a five-line staff. The notation includes rhythmic values (0, 1, 2, 3, 4) and dynamic markings (F, FF) written in red ink. The notes are represented by vertical stems with flags.

Handwritten musical notation on a five-line staff. The notation includes rhythmic values (0, 1, 2, 3) and dynamic markings (F, FF) written in red ink. The notes are represented by vertical stems with flags.

Handwritten musical notation on a five-line staff. The notation includes rhythmic values (0, 1, 2, 3) and dynamic markings (F, FF) written in red ink. The notes are represented by vertical stems with flags.

Handwritten musical notation on a five-line staff. The notation includes rhythmic values (0, 1, 2, 3, 4, 5, 7, 8) and dynamic markings (F, FF) written in red ink. The notes are represented by vertical stems with flags.

Handwritten musical notation on a five-line staff. The notation includes various rhythmic values and dynamic markings. The first measure is marked with a red 'f' and contains a triplet of eighth notes. Subsequent measures contain triplets of eighth notes and quarter notes. The final measure is marked with a red 'F' and contains a quarter note followed by a quarter rest and an eighth note. The bottom line of the staff contains a sequence of numbers: 3, 6, 5, 3, 6, 5, 3, 5, 6, 5, 3, 5, 1, 1, 1, 3, 3, 3, 3, 3, 3, 3, 3, 4, 4, 3, 3, 4, 3, 3.

Handwritten musical notation on a five-line staff. The notation includes various rhythmic values and dynamic markings. The first measure is marked with a red 'f' and contains a triplet of eighth notes. Subsequent measures contain quarter notes and eighth notes. The final measure is marked with a red 'F' and contains a quarter note followed by a quarter rest and an eighth note. The bottom line of the staff contains a sequence of numbers: 3, 2, 0, 3, 1, 3, 0, 2, 3, 5, 7, 8, 3, 5, 3, 2, 0, 3, 0, 2, 4, 2, 4, 2, 0, 3, 0, 3, 1, 0.

Handwritten musical notation on a five-line staff. The notation includes various rhythmic values and dynamic markings. The first measure is marked with a red 'f' and contains a quarter note. Subsequent measures contain quarter notes and eighth notes. The final measure is marked with a red 'F' and contains a quarter note followed by a quarter rest and an eighth note. The bottom line of the staff contains a sequence of numbers: 3, 2, 2, 0, 2, 0, 2, 2, 3, 1, 3, 2, 2, 3, 1, 3, 2, 0, 2, 4, 0, 3, 2, 0, 1, 3, 0, 1, 3, 0, 1.



Handwritten musical notation on a five-line staff. The notation includes various rhythmic values and dynamic markings. The first measure is marked with a red 'f' and contains a quarter note. Subsequent measures contain quarter notes and eighth notes. The final measure is marked with a red 'F' and contains a quarter note followed by a quarter rest and an eighth note. The bottom line of the staff contains a sequence of numbers: 1, 0, 1, 0, 2, 0, 2, 0, 2, 3, 2, 0, 3, 2, 0, 0, 3, 0, 3, 2, 0, 2, 4, 0, 3, 0, 1, 3, 0, 1, 3, 0, 1.

Handwritten musical notation on a five-line staff. The notation includes various rhythmic values (0, 3, 2, 1) and dynamic markings (F, ff, f). The notes are written in black ink with some red accents. The staff is divided into measures by vertical bar lines.

Handwritten musical notation on a five-line staff. The notation includes various rhythmic values (0, 3, 2, 1) and dynamic markings (F, ff, f). The notes are written in black ink with some red accents. The staff is divided into measures by vertical bar lines.

Handwritten musical notation on a five-line staff. The notation includes various rhythmic values (0, 3, 2, 1) and dynamic markings (F, ff, f). The notes are written in black ink with some red accents. The staff is divided into measures by vertical bar lines.

Handwritten musical notation on a five-line staff. The notation includes various rhythmic values (0, 3, 2, 1) and dynamic markings (F, ff, f). The notes are written in black ink with some red accents. The staff is divided into measures by vertical bar lines.





Padovana francese nel ton del 3.^o n.^o p.^o



Handwritten musical notation for the first system. It consists of a single staff with rhythmic markings above and numerical figures below. The notation includes various note values and rests, with some notes marked with 'F' (fermata) and '3' (triplets). The figures below the staff are numerical sequences, often grouped by vertical lines.



Handwritten musical notation for the second system. Similar to the first system, it features a single staff with rhythmic markings and numerical figures. The figures are more complex, including sequences like '0 2 3 5 7 8 8' and '5 8 6 5 3 5 6'.



Handwritten musical notation for the third system. It continues the musical piece with a single staff and numerical figures. The figures include sequences like '3 5 3 3 5 3 3' and '5 6 3 5 6 3 5 6 5'.



Handwritten musical notation for the fourth system. It is the final system on the page, featuring a single staff and numerical figures. The figures include sequences like '5 3 2 3 0 3' and '5 6 3 5 6 3 5 5'.



noi che' pasati qui nel con del 2. 3.



Handwritten musical notation on a five-line staff. The notes are represented by letters: F (purple), G (red), and A (orange). The rhythm is indicated by numbers 0, 1, 2, 3, 5, 7, 8 below the staff. A red vertical line is drawn after the first measure.

Handwritten musical notation on a five-line staff, continuing the sequence of letters and numbers from the first system.

Handwritten musical notation on a five-line staff, continuing the sequence of letters and numbers.

Handwritten musical notation on a five-line staff, concluding the sequence of letters and numbers. A red vertical line is drawn after the final measure.



Handwritten text in a small box, possibly a signature or a note, located near the bottom right of the page.



Handwritten musical notation on four staves. Above the first staff, there are red markings: a series of vertical bars, followed by groups of 'F' characters, and some numbers. The notation includes notes, rests, and various rhythmic markings such as '3', '2', '4', and '5'.



Handwritten musical notation on a five-line staff. The top line contains purple 'F' notes. The bottom line contains rhythmic markings: 2 3, 0 2 3, 2 3 0 2 3, 3 2 3 2 0 3, 2 0 2 3, 3 2 5, 2 3 2.

Handwritten musical notation on a five-line staff. The top line contains red 'F' notes. The bottom line contains rhythmic markings: 4 2 4, 0 0, 4 4, 2 0, 2 2, 2 2, 0 0, 4 0 2 0, 3 3, 3 3, 3 3, 3 0, 0 2 3 0 2.

Handwritten musical notation on a five-line staff. The top line contains red 'F' notes. The bottom line contains rhythmic markings: 2 3 2, 0 3, 0 4, 5. A red bracketed section contains the text: *replica quanto si piace*. To the right is a detailed illustration of a dog sniffing red flowers.

Derobians plene nel ton del p^o 2^o

The musical score consists of five systems, each with a vocal line and a lute tablature line. The tablature uses numbers 0-4 on a six-line staff. The notation includes various rhythmic values and bar lines. The first system has a key signature of one flat and a common time signature. The second system has a key signature of two flats. The third system has a key signature of two flats. The fourth system has a key signature of two flats. The fifth system has a key signature of two flats. The score is written in a historical style with a mix of red and black ink.



FFF FFFF FFFF FFFF FFFF FFFF FFFF FFFF FFFF FFFF

2	2	4 2 0 4	0	2 4 0 2	0	2	2	2	3	0	4 2 0 4
1	1	3 2	0 3 2 0	0 2 3	3	2	0	3	1 3 0	1	3 2 0 4

FF FFFFFFFF FF FFFF FF FFFFFFFF FF FFFF FFFF

0	2	2 4	2	0 2 0 4	2 0 2 0	0	2	1 2 4	2	0 1 3
0	3 1 3 1 3 1 0	0	0	0 2	0 2	0	0	0	0	0

FFF FF FFFF FFFF FFFF FFFF FF FFFF FFFF

3	5	2 4 0 2	0	2	2	0 2	4 0 2	4	2 4	0 2
0	3 0 2	0 2 3	3	2	0	0	4	4	0	0

FFFFFFFF FFFFFFFF FF FFFF FFFF FFFF FFFF FF

4	2 0 4	2	2	2	0	0	0
0 2 3 2 0	3 5 3 2 0 4	0 2 4	0	3	0	2 0 2 3	2 4 5 7 5 3 2

Sancta trinitas. basa d.
conterabaso. in uoce. co.
d. tenox. qdo uoi sonax.



Handwritten musical notation on a five-line staff. The notation consists of rhythmic values (0, 2, 3, 4) and vertical stems (|) with flags, indicating a complex rhythmic pattern. The notes are written in black ink.



Handwritten musical notation on a five-line staff, continuing the rhythmic pattern from the first system. It includes rhythmic values and vertical stems.



Handwritten musical notation on a five-line staff, continuing the rhythmic pattern. It includes rhythmic values and vertical stems.



Handwritten musical notation on a five-line staff, continuing the rhythmic pattern. It includes rhythmic values and vertical stems.



FFFF FFFF F FFFFFF F F FFFF F F FFFF F F F F

2 0 2 3 2 0 3 0 2 0 2 3 2 0 3 3 0 3 0 3 1 0 1 0 1 0 1 0 1 3 0 3 2 2 0

0 0 2 0 2 0 2 0 2 3 2 0 3 0 2 3 2 0 4 0 2 0 3 1 1 0

F F

4 2 0 2 0 2 0 2 0 7 5 4 5 F F F F 4 F F 0 2 F F F F 0 2 4 5 F

2 3 1 0 2 1 0 2 0 4 2 2 0 4 2 0 4 0 4 0 0 2 4 5 0

FF FFFF FFFF F

2 4 0 4 2 0 5 4 2 0 0 0 2 2 2 3 2 4 2 0 0 4 2 0 2 2 0 5 4 F

0 3 0 0 1 0 3 3 2 1 3 1 0 0 3 3 2 0 3 2 0 3 2 0 3

F F

2 0 2 0 2 0 4 2 0 5 0 2 4 0 2 4 0 4 2 0 4 2

1 0 1 0 3 3 5 5 5 5 3 3 3 3 1 2 4 2 0 4 2

5 5 3 2 0 3 3 3 3 3 3 3 2 0 2 2

Handwritten musical notation on a five-line staff. The notation consists of rhythmic symbols (circles and vertical lines) and numbers (0, 1, 2, 3, 4, 5) placed above and below the staff. Above the staff, there are groups of red and purple flags. The notation is organized into measures, with some measures containing multiple notes or rests.

Handwritten musical notation on a five-line staff, continuing the piece. It features rhythmic symbols and numbers, with red and purple flags above the staff. The notation is dense, with many notes and rests across the measures.

Handwritten musical notation on a five-line staff. This section includes some notes with stems and flags, along with rhythmic symbols and numbers. Red and purple flags are present above the staff.

Handwritten musical notation on a five-line staff, concluding the piece. It features rhythmic symbols and numbers, with red and purple flags above the staff. The notation ends with a double bar line and a decorative flourish.

Basso quarto nel ton de S. trinitas. discordato come in 4



Handwritten musical notation on a page with four systems of staves. Each system consists of a top staff with colored letter-based notes (F, G, A, B, C, D, E) and a bottom staff with numerical figures (0-9). The notes are color-coded: red, purple, yellow, and green. The figures are written in black ink. The notation is organized into measures by vertical bar lines. The first system has 12 measures, the second has 12, the third has 12, and the fourth has 12. The overall style is characteristic of early printed music manuscripts.


Handwritten musical notation on a five-line staff. The top line features a sequence of notes and rests, with some notes marked with red and purple flags. Below the staff, there are two lines of numbers: the first line contains '3 2 3 2' followed by a bar line, then '2 0 2 0 0 5 4 5 4 2 0 2 0 2 F', and the second line contains '1 1 3 5' followed by a bar line, then '0 0 3 2 3 3 3 3 2 2' followed by a bar line, then '2 3' followed by a bar line, and finally '2 3 2 0 2'.

Handwritten musical notation on a five-line staff. The top line features a sequence of notes and rests, with some notes marked with purple and red flags. Below the staff, there are two lines of numbers: the first line contains '0' followed by a bar line, then '2' followed by a bar line, then '5 4 5 4 5 4 5 0 0 0 5 0 5' followed by a bar line, then '0' followed by a bar line, and finally '2 0 2'. The second line contains '3 0 2 3 2 0 2 0' followed by a bar line, then '1 0 1 3 1 0 1 0' followed by a bar line, then '0 0' followed by a bar line, then '0 0' followed by a bar line, then '4 4 4 3 3 3 0' followed by a bar line, then '3 1 0' followed by a bar line, and finally '2 0 2'.

Handwritten musical notation on a five-line staff. The top line features a sequence of notes and rests, with some notes marked with yellow and purple flags. Below the staff, there are two lines of numbers: the first line contains '0 4 2 0' followed by a bar line, then '2 0 2' followed by a bar line, then '0' followed by a bar line, then '4 3 0' followed by a bar line, and finally '0'. The second line contains '2 3 0 2 3 2 3 2 3 2' followed by a bar line, then '3 3 2 0 3 0 3 2 0 2 0 2 0 3 1' followed by a bar line, and finally '3 0'.

Handwritten musical notation on a five-line staff. The top line features a sequence of notes and rests, with some notes marked with purple and red flags. Below the staff, there are two lines of numbers: the first line contains '2 4 0 4 2 0' followed by a bar line, then '2 3' followed by a bar line, then '0 2 3 2 3 2 5 5' followed by a bar line, then '2 3 3 0 2 3 2 0 3 2 0 3 2 0 0' followed by a bar line, and finally '1'.

Tpadovana de seorda nel ton à s. m^g



Handwritten musical notation on a five-line staff. The notation consists of black notes with stems and flags, some with red flags above them. The notes are arranged in measures separated by vertical bar lines. The notes are mostly eighth and sixteenth notes.

Handwritten musical notation on a five-line staff. The notation consists of black notes with stems and flags, some with red flags above them. The notes are arranged in measures separated by vertical bar lines. The notes are mostly eighth and sixteenth notes.

Handwritten musical notation on a five-line staff. The notation consists of black notes with stems and flags, some with red flags above them. The notes are arranged in measures separated by vertical bar lines. The notes are mostly eighth and sixteenth notes.

Handwritten musical notation on a five-line staff. The notation consists of black notes with stems and flags, some with red flags above them. The notes are arranged in measures separated by vertical bar lines. The notes are mostly eighth and sixteenth notes.

Handwritten musical notation on a five-line staff. The notation consists of circles (notes) and numbers (fingerings) placed on and below the lines. Above the staff, there are groups of letters: 'F' in purple and 'f' in red. The notes are mostly on the first and second lines. The numbers below the staff include 0, 1, 2, 3, 4, 5, and 7. Some numbers are written in red.

Handwritten musical notation on a five-line staff, similar to the first system. It features purple 'F's and red 'f's above the staff. The notes are on the first and second lines. The numbers below the staff include 0, 1, 2, 3, 4, 5, and 7. Some numbers are written in red.

Handwritten musical notation on a five-line staff. The notation consists of circles (notes) and numbers (fingerings) placed on and below the lines. Above the staff, there are groups of letters: 'F' in purple and 'f' in red. The notes are on the first and second lines. The numbers below the staff include 0, 1, 2, 3, 4, 5, and 7. Some numbers are written in red.

Handwritten musical notation on a five-line staff. The notation consists of circles (notes) and numbers (fingerings) placed on and below the lines. Above the staff, there are groups of letters: 'F' in purple and 'f' in red. The notes are on the first and second lines. The numbers below the staff include 0, 1, 2, 3, 4, 5, 7, 8, and 9. Some numbers are written in red. The notation ends with a large 'X' and some numbers like 87, 57, 87.

Handwritten musical notation on two staves. The notation includes notes, rests, and fingerings (numbers 1-5) written in black ink. Above the notes, there are groups of letters (F, R) and numbers (0, 3, 5, 7, 8) written in red ink, likely indicating fret positions or specific notes. The first staff contains 12 measures, and the second staff contains 12 measures. The notation is dense and appears to be a form of shorthand or tablature.

Four empty musical staves, each consisting of five horizontal lines, arranged vertically. These staves are currently blank and contain no notation.

FFFF FFFFFFFF FFFFFFFF FFFFFFFF FFFFFFFF FFFFFFFF

Handwritten musical notation on a five-line staff. The notes are represented by 'x' characters with various rhythmic markings above them, including vertical lines and slanted strokes. The notation is dense and spans across the staff.

Handwritten musical notation on a five-line staff. The notes are represented by numbers (0, 2, 4, 5) and some have vertical lines above them. The notation is organized into measures, with some numbers appearing in pairs or groups.

Handwritten musical notation on a five-line staff. The notes are represented by numbers (0, 2, 3, 4, 5) and some have vertical lines above them. The notation is organized into measures, with some numbers appearing in pairs or groups.

Handwritten musical notation on a five-line staff. The notes are represented by numbers (0, 2, 4) and some have vertical lines above them. The notation is organized into measures, with some numbers appearing in pairs or groups.

Handwritten musical notation on a five-line staff. The notation consists of two lines of numbers (0-7) and a series of red vertical tick marks above the staff. The numbers are arranged in a sequence across the staff, with some numbers appearing in pairs or groups. The red tick marks are placed above the staff, often above specific numbers or groups of numbers.

Handwritten musical notation on a five-line staff. The notation consists of two lines of numbers (0-7) and a series of red vertical tick marks above the staff. The numbers are arranged in a sequence across the staff, with some numbers appearing in pairs or groups. The red tick marks are placed above the staff, often above specific numbers or groups of numbers.

Handwritten musical notation on a five-line staff. The notation consists of two lines of numbers (0-7) and a series of red vertical tick marks above the staff. The numbers are arranged in a sequence across the staff, with some numbers appearing in pairs or groups. The red tick marks are placed above the staff, often above specific numbers or groups of numbers.

Handwritten musical notation on a five-line staff. The notation consists of two lines of numbers (0-7) and a series of red vertical tick marks above the staff. The numbers are arranged in a sequence across the staff, with some numbers appearing in pairs or groups. The red tick marks are placed above the staff, often above specific numbers or groups of numbers.

Handwritten musical notation on a five-line staff. Above the staff are red and purple vertical tick marks. The staff contains rhythmic notation with numbers 2, 3, 4, 5, 6, 7, 8, 9, 0 and dots. Below the staff are two lines of numbers: the first line contains 2, 2, 2, 2, 2, 2, 0, 0, 2, 2, 2, 0, 2, 0, 2, 2, 2, 3, 3, 2, 3, 0; the second line contains 5, 5, 5, 5, 5, 5, 5, 4, 2, 0, 4, 0, 0, 0, 0, 0, 0, 0, 0, 0, 0, 0.

Handwritten musical notation on a five-line staff. Above the staff are red and purple vertical tick marks. The staff contains rhythmic notation with numbers 2, 3, 4, 5, 6, 7, 8, 9, 0 and dots. Below the staff are two lines of numbers: the first line contains 3, 4, 2, 5, 2, 0, 0, 5, 6, 6, 7, 7, 6, 0, 2, 2, 0, 2, 0, 0, 0; the second line contains 0, 0.

Handwritten musical notation on a five-line staff. Above the staff are red and purple vertical tick marks. The staff contains rhythmic notation with numbers 2, 3, 4, 5, 6, 7, 8, 9, 0 and dots. Below the staff are two lines of numbers: the first line contains 2, 2, 2, 2, 2, 3, 4, 2, 0, 4, 0, 2, 0, 0, 2, 4, 0, 2, 4, 0, 2, 4; the second line contains 0, 0.

Handwritten musical notation on a five-line staff. Above the staff are red and purple vertical tick marks. The staff contains rhythmic notation with numbers 2, 3, 4, 5, 6, 7, 8, 9, 0 and dots. Below the staff are two lines of numbers: the first line contains 2, 2, 4, 4, 4, 4, 0, 0, 0, 0, 0, 2, 3, 0, 2, 3, 0, 2, 3, 0, 3, 0, 2, 3, 0, 3, 2, 3, 2; the second line contains 0, 4, 0, 0, 0, 0, 0, 0, 0, 0, 0, 2, 0, 2, 3, 0, 2, 3, 2, 0, 3, 0, 2, 3, 0, 3, 0, 2, 3, 0, 2, 3.

Handwritten musical notation on a five-line staff. Above the staff are rhythmic flags in red, purple, and yellow. The notation includes numbers (2, 4, 6) and circles (0, 2, 3, 4, 5) placed on and below the lines. A circled 'C' is at the beginning of the first measure.

Handwritten musical notation on a five-line staff. Above the staff are rhythmic flags in red, purple, and yellow. The notation includes numbers (4, 6, 7) and circles (0, 2, 3, 4, 5, 7) placed on and below the lines.

Handwritten musical notation on a five-line staff. Above the staff are rhythmic flags in red, purple, and yellow. The notation includes numbers (2, 4) and circles (0, 2, 3, 4, 5) placed on and below the lines.

Handwritten musical notation on a five-line staff. Above the staff are rhythmic flags in red, purple, and yellow. The notation includes numbers (2, 4) and circles (0, 2, 3, 4, 5) placed on and below the lines. A rainbow symbol is drawn above the final measure, and the word "finis" is written in red ink to the right of the staff.

Al Sesto:



Handwritten musical notation on five staves. The notation consists of rhythmic symbols (circles with numbers) and vertical bar lines. Above the staves are various colored symbols: red and yellow vertical bars, and red and purple vertical bars. The notation is organized into measures across the five staves.



FF FFFF FF FF FF FF FF FF FF FF

0 4 4 2 4 4 2 2 0 0 4

3 0 2 0 3 2 3 2 3 4 2 2 0 0 2 3 1 5 4 2

5 0 4 5 3 4 2 4 2 0 2 0 2 3 1 5 4 2

FF FF FF FF FF FF FF FF FF FF

4 4 0 2 2 0 0 2 0 0 0

1 2 1 2 5 3 2 0 3 3 3 0 2 0 2 0 2 3 7 5 4 2

3 3 2 2 3 3 2 0 2 3 2 9 7 5 4 2

FF FF FF FF FF FF FF FF FF FF

0 0 4 2 2 0 0 0 7 7 7 2 2 7

2 3 2 0 3 2 4 5 3 2 0 3 3 3 0 0 0 8 8 8 2 2 2 7

0 0 5 4 5 3 2 0 4 5 5 5 7 7 7 7 7 7 7 4 4 4 9

FF FF FF FF FF FF FF FF FF FF

9 9 0 2 4 2 0 2 4 0 2 4 2 4 0

7 7 7 0 7 3 5 4 2 0 3 2 0 3 2 4 0 4 0 2 3 0

9 9 5 5 5 4 4 3 2 0 2 3 2 4 0 4 0 2 3 0

Handwritten musical notation on a five-line staff. The top line features a sequence of red and purple flags above the staff. The bottom line contains numerical digits: 2, 3, 0, 2, 0, FFFF, FFFF, 0, FFF, FF, FF, FF, FF.

Handwritten musical notation on a five-line staff. The top line features a sequence of red and purple flags above the staff. The bottom line contains numerical digits: 7, 0, 5, 4, 2, 3, 3, 2, 0, 3, 2, 0, 2, 4, 2, 4, 4, 2, 0, 4, 2, 0, 0, 5, 3, 2, 0, 3, 2, 0, 3, 2, 3, 0, 2, 3, 4, 5, 0, 4, 0, 5.

Handwritten musical notation on a five-line staff. The top line features a sequence of red and purple flags above the staff. The bottom line contains numerical digits: 0, 2, 3, 2, 0, 2, 3, 0, 0, 2, 4, 0, 2, 7, 0, 2, 3, 0, 7, 5, 4, 2, 2, 0, 3, 2, 4, 3, 2, 5, 4, 2.

Handwritten musical notation on a five-line staff. The top line features a sequence of red and purple flags above the staff. The bottom line contains numerical digits: 2, 4, 3, 2, 0, 2, 0, 2, 0, 2, 0, 2, 4, 0, 2, 4, 0, 2, 4, 0, 2, 4, 0, 2, 4, 0, 2, 4, 0, 2, 0, 2, 0.

Handwritten musical notation on a five-line staff. Above the staff are red and purple flags indicating notes. The notation includes numbers 0, 2, 3, 4, and 5, often grouped with brackets or dots. Some numbers are written in red, others in purple. The staff contains several measures of music, with some notes appearing as pairs or groups.

Handwritten musical notation on a five-line staff. Above the staff are red and purple flags. The notation includes numbers 0, 2, 4, 5, and 7, often grouped with brackets or dots. Some numbers are written in red, others in purple. The staff contains several measures of music, with some notes appearing as pairs or groups.

Handwritten musical notation on a five-line staff. Above the staff are red and purple flags. The notation includes numbers 0, 1, 2, 3, 5, and 10, often grouped with brackets or dots. Some numbers are written in red, others in purple. The staff contains several measures of music, with some notes appearing as pairs or groups.

Handwritten musical notation on a five-line staff. Above the staff are red and purple flags. The notation includes numbers 0, 2, 3, 5, 10, and 13, often grouped with brackets or dots. Some numbers are written in red, others in purple. The staff contains several measures of music, with some notes appearing as pairs or groups.



Handwritten musical notation on a five-line staff. Above the staff, a sequence of letters 'F' and 'C' is written in purple and red. The staff contains rhythmic notation with numbers (0, 2, 3, 1, 2, 3, 2, 2, 3, 2, 3, 1, 2, 1, 2) and dots below the lines.

Handwritten musical notation on a five-line staff. Above the staff, a sequence of letters 'F' and 'C' is written in purple and red. The staff contains rhythmic notation with numbers (4, 2, 4, 1, 2, 2, 3, 0, 1, 0, 0, 2, 3, 0, 1, 0, 1, 3, 0, 2, 4, 0, 2) and dots below the lines.

Handwritten musical notation on a five-line staff. Above the staff, a sequence of letters 'F' and 'C' is written in purple and red. The staff contains rhythmic notation with numbers (2, 2, 2, 0, 0, 2, 2, 2, 0, 2, 2, 0, 3, 2, 0, 2, 3, 2, 0, 3, 3, 2, 0) and dots below the lines. The notation ends with a double bar line and a red 'finis' written to the right.

Four empty five-line musical staves at the bottom of the page.

Criste. d. sidodexo. nel to del qz 6.^{to} belo.



Handwritten musical notation on a five-line staff. The top line contains a sequence of notes: C, F, F, F, C, F, F, F, F, F, F, F, C, F, F, F, F, F, C, F, F, F. The second line contains the numbers 7, 0, 2, 3, 2, 0, 2, 0, 2, 0, 4, 7. The third line contains the numbers 0, 7, 8, 7, 5, 4, 2, 4, 5, 4, 2, 0, 3, 2, 0, 3, 2, 0, 7, 0, 5, 4, 2, 4, 2.

Handwritten musical notation on a five-line staff. The top line contains a sequence of notes: F, F, F, F, C, C, C, F, F, F, F, F, F, F, F, C, F, F, F, F, C, C, F, F. The second line contains the numbers 2, 4, 2, 2, 4, 0, 2, 4, 0, 4, 2, 0, 4, 2, 4, 3, 4, 3, 4, 2, 0, 4, 0, 2. The third line contains the numbers 0, 4, 2, 0, 4, 0, 0, 0, 0, 0, 0, 0, 0, 0, 0, 0, 0, 0, 0, 0, 0, 0, 0, 0.

Handwritten musical notation on a five-line staff. The top line contains a sequence of notes: F, F, F, F, F, C, C, C, F, F, F, F, F, C, C, F, F, F, F, F, F, F, F, F. The second line contains the numbers 2, 2, 4, 0, 4, 2, 4, 2, 2, 0, 0, 2, 2, 0, 2, 2, 0, 2, 2, 0, 2, 2, 0, 6, 7. The third line contains the numbers 0, 2, 3, 0, 3, 2, 0, 2, 1, 2, 0, 2, 1, 1, 1, 2, 1, 2, 0, 2, 2, 0, 4, 0, 4, 5, 7, 9, 7, 5, 4.

Handwritten musical notation on a five-line staff. The top line contains a sequence of notes: C, F, F, F, F, C, C, C, F, F, F, F, F, C, C, F, F, F, F, C, C, F, F, F, F, C, C. The second line contains the numbers 0, 0, 0, 0, 0, 2, 2, 0, 3, 2, 0, 2, 0, 2, 0, 2, 0, 2, 0, 2, 0, 2, 0, 2, 0. The third line contains the numbers 2, 4, 2, 0, 2, 4, 2, 7, 9, 7, 5, 4, 2, 0, 5, 2, 5, 4, 2, 1, 2, 2, 1, 2, 2, 1, 2.

Handwritten musical notation on a five-line staff. Above the staff are groups of notes in purple and red. The staff contains numbers and symbols: 2, 0 2, 0 3 2 0, 4, 3 3, 0 4 2 0, 4 2, 4, 2 0 2 4, 2, 0, 2 3, 0 2 3, 0 2.

Handwritten musical notation on a five-line staff. Above the staff are groups of notes in purple, red, and yellow. The staff contains numbers and symbols: 3 2 0, 3 2 3, 2 0 2, 0, 2 3 2 0 2, 3 2 0 3 2, 5 3, 5 3, 5 3, 2 3, 5 3 2 0, 5 3, 2 4.

Handwritten musical notation on a five-line staff. Above the staff are groups of notes in purple, red, and yellow. The staff contains numbers and symbols: 2 0, 2 4, 0 2, 4 2, 4 0 2 0, 4 2, 0, 5, 3, 3, 0, 5, 3, 3, 2, 0, 3 2 3 5, 3 5, 0.

Handwritten musical notation on a five-line staff. Above the staff are groups of notes in purple, red, and yellow. The staff contains numbers and symbols: 3 0, 0 2 3, 0, 2, 2, 3 2 0, 3, 2 3, 3 2 0 2 3 0, 2 0, 3 2, 3 0, 2, 5 2, 0.

Handwritten musical notation on a five-line staff. Above the staff, a series of colored brackets (red, purple, yellow) are placed above groups of notes. The notes themselves are mostly '0' characters, with some '2' and '3' characters interspersed. The notation is organized into measures by vertical bar lines.

Handwritten musical notation on a five-line staff. Above the staff, a series of colored brackets (purple, red, yellow) are placed above groups of notes. The notes are mostly '0' characters, with some '2', '3', '4', and '5' characters interspersed. The notation is organized into measures by vertical bar lines.

Handwritten musical notation on a five-line staff. Above the staff, a series of colored brackets (purple, red) are placed above groups of notes. The notes are mostly '0' characters, with some '2', '3', and '4' characters interspersed. The notation is organized into measures by vertical bar lines. At the end of the staff, there is a red scribble and the word "finis" written in red ink.

Four empty five-line musical staves, providing space for further notation.

À les regres:



Musical staff 1: A single staff of music with notes in yellow, red, and purple. Below the staff are two rows of numbers: 0 2 3 2 3 2 0 2 3 2 3 0 3 0 2 3 2 1 0 4 0 4 0 0 1 3 1 4 1 2 4 2 2 4 2 0 2



Musical staff 2: A single staff of music with notes in red, purple, and yellow. Below the staff are two rows of numbers: 4 2 2 0 2 2 0 2 3 0 2 4 0 2 0 3 0 2 3 2 0 4 0 2 4 2 3 0 2 3 2 4 0 2 0 3 2 0 2 0 2 3



Musical staff 3: A single staff of music with notes in red, purple, and yellow. Below the staff are two rows of numbers: 3 5 4 2 0 0 2 0 2 0 2 0 0 3 2 3 0 0 3 0 0 3 3 2 3 2 0 2 3 3 3 3



Musical staff 4: A single staff of music with notes in red, purple, and yellow. Below the staff are two rows of numbers: 4 2 0 2 4 4 0 2 4 2 0 2 4 3 2 0 2 4 3 2 3 5 2 3 5 3 5 2 3 2 3 2 0 3 4 3 2 3 5 3 2 3 2



FF FF FF FF FF FF FF FF FF FF FF FF FF FF FF FF

4	2 0	4 2 0	2	4	4	4 2	0 2 4	0 2 0
2 3	1 0	2	3 2 0 3	2 0 2 0 2	0	0 2	0	0
0	0 3	2	3 2 0 3	2 0 2 0 2	0	0	0	0

FF FF FF FF FF FF FF FF FF FF FF FF FF FF FF FF

2 4 2 0	4 2	2	2 0 2 4	2 4 0	2 4 2	4	3 0 1 0 1 3
	3 2 3 0	3 2 3 0 2	0	0	0	2 4 2	4
			3 2 3 0	3 2	0 3 0		

FF FF FF FF FF FF FF FF FF FF FF FF FF FF FF FF

5	4 2	0	5 3 1 3	4 2 0	4 2	0 3	3	0 2 0
2 4	2 0	3 3	3 2 0	0	2	0	3	0 0 2
0	0	2 2	3 2 0	0	2 3	2 0 3	3 0 1	0 0 2

FF FF FF FF FF FF FF FF FF FF FF FF FF FF FF FF

		0	0	0	0 2	0	2 4 0	3
0 2	3 2 3	0	2 3 2	3 2 0	3 2 3	0 2 3	0 2 3 2 0 2	3
		0	2 3 2	3 2 0	3 2 3	0 2 3	3	5

Handwritten musical notation on a five-line staff. The notation consists of numbers (0, 1, 2, 3, 4, 5) and dots placed on the lines and spaces. Above the staff, there are several groups of red 'F' characters, some with a red 'C' at the beginning. The first measure has a red 'C' and a red 'F' with a red '2' above it. The notation is organized into measures by vertical bar lines.

Handwritten musical notation on a five-line staff, continuing the sequence from the first system. It features red 'F' characters above the staff and numbers with dots on the staff lines. The notation is organized into measures by vertical bar lines.

Handwritten musical notation on a five-line staff, continuing the sequence. It features red 'F' characters above the staff and numbers with dots on the staff lines. The notation is organized into measures by vertical bar lines.

Handwritten musical notation on a five-line staff, continuing the sequence. It features red 'F' characters above the staff and numbers with dots on the staff lines. The notation is organized into measures by vertical bar lines. The piece concludes with a red treble clef symbol at the end of the final measure.

agnus dei



Handwritten musical notation on a single staff. Above the staff, a series of letters 'F' and 'C' are written in various colors (red, purple, yellow). The staff contains rhythmic notation with numbers (0, 1, 2, 3) and dots, indicating fingerings or specific notes. The notation is organized into measures by vertical bar lines.

Handwritten musical notation on a single staff. Above the staff, a series of letters 'F' and 'C' are written in red and purple. The staff contains rhythmic notation with numbers (0, 1, 2, 3, 5) and dots, indicating fingerings or specific notes. The notation is organized into measures by vertical bar lines.

Handwritten musical notation on a single staff. Above the staff, a series of letters 'F' and 'C' are written in red and purple. The staff contains rhythmic notation with numbers (0, 1, 2, 3) and dots, indicating fingerings or specific notes. The notation is organized into measures by vertical bar lines.

Handwritten musical notation on a single staff. Above the staff, a series of letters 'F' and 'C' are written in red and purple. The staff contains rhythmic notation with numbers (0, 1, 2, 3) and dots, indicating fingerings or specific notes. The notation is organized into measures by vertical bar lines.

FFFF FFFF FFFF FFFF FFFF FFFF FFFF FFFF FFFF FFFF

4 2 0 3 | 2 | | 2 | | 2 0 3 | | 3

3 1 3 | 0 3 1 0 | 1 0 1 3 | 0 2 3 2 | 3 2 | 0 2 3 | 5 3 2 0 | 3

5 0 1

3

FFFF FFFF FFFF FFFF FFFF FFFF FFFF FFFF FFFF FFFF

3 | 3 | 0 2 3 | 0 2 3 | 2 | | | | | |

3 1 0 2 | 5 5 4 | 5 4 2 0 | 3 | | 0 1 3 | 0 3 1 | 2 3 | 2 3 | 2 3 | 0 2 3

3 | 1 | 0 1 0 3 1 | 0 1 0 1 | 0 1 0 1 | 0 1 0 1 | 0 1 0 1

FFFF FFFF FFFF FFFF FFFF FFFF FFFF FFFF FFFF FFFF

0 | 0 | 0 | 0 | 0 | 0 | 0 | 0 | 0 | 0

2 0 2 | 0 1 3 | 0 3 | 0 2 | 4 5 | 5 4 2 | 4 5 | 4 | 5 3 2 | 0 3 1 0 | 3 1 0 | 2 0 3

1 | 1 | 1 | 1 | 1 | 1 | 1 | 1 | 1 | 1

FFFF FFFF FFFF FFFF FFFF FFFF FFFF FFFF FFFF FFFF

2 | 0 | 2 | 3 | 2 3 0 | 3 | | 2 0 2 |

0 1 0 | 3 1 0 | 1 3 1 | 3 1 3 0 | 1 | 0 1 0 | 1 3 | 0 2 | 0 2 4 | 4 0 | 4




Handwritten musical notation on a five-line staff. The notation consists of numbers (0-7) placed on the lines and spaces. Above the staff, there are red vertical tick marks. The first measure contains a '3' above the first line and '2 0 2' below the first line. The second measure contains '3' above the second line and '0 5 2 7' below the first line. The third measure contains '6' above the second line and '5 7 3 2 0 2' below the first line. The fourth measure contains '2' above the second line and '1 2 1' below the first line. The fifth measure contains '0' above the second line and '2 0 3 2 0 2 0 3 2' below the first line. The sixth measure contains '0' above the second line and '0' below the first line.

Handwritten musical notation on a five-line staff. The notation consists of numbers (0-5) placed on the lines and spaces. Above the staff, there are purple vertical tick marks. The first measure contains '0 2 3' above the first line and '0 2 3 0 2' below the first line. The second measure contains '2 3 0' above the first line and '0 2 0 1 3 1 3' below the first line. The third measure contains '3 0 3 2' above the first line and '0 3 2 3 0 1 3' below the first line. The fourth measure contains '0' above the second line and '0 1 3 4 5 4 5' below the first line. The fifth measure contains '2 4' above the second line and '0 3' below the first line.

Handwritten musical notation on a five-line staff. The notation consists of numbers (0-7) placed on the lines and spaces. Above the staff, there are purple vertical tick marks. The first measure contains '2' above the first line and '0 4 5' below the first line. The second measure contains '3 1 0 2' above the first line and '0 3 2 0' below the first line. The third measure contains '0' above the second line and '7 5 0 4 5 3 2 0' below the first line. The fourth measure contains '3' above the second line and '3 1 0 3' below the first line. The fifth measure contains '0' above the second line and '0' below the first line. The sixth measure contains '0' above the second line and '3 2 3 2 3 0' below the first line.

Handwritten musical notation on a five-line staff. The notation consists of numbers (0-3) placed on the lines and spaces. Above the staff, there are purple vertical tick marks. The first measure contains '0 4' above the first line and '1 3 0 1' below the first line. The second measure contains '0' above the second line and '1 0' below the first line. The third measure contains '0' above the second line and '1 0 3' below the first line. The fourth measure contains '3' above the second line and '0' below the first line. To the right of the fourth measure, there is a red double bar line with the word 'finis' written in red below it.

Spagna. seconda.



Handwritten musical notation on a five-line staff. The notation consists of numbers (0, 2, 3, 4) and dots placed on the lines and spaces. Above the staff, there are vertical tick marks: yellow for most of the staff, and purple for the first few notes of the first measure. The notes are: 0, 2, 3, 0, 3, 0, 0, 0, 2, 3, 0, 2, 0, 2, 3, 2, 3, 0, 2, 3, 0, 1, 3, 0, 2, 4, 5, 4, 5, 2, 4.

Handwritten musical notation on a five-line staff. The notation consists of numbers (0, 2, 3, 4, 5, 7) and dots. Above the staff, there are vertical tick marks: purple for the first few notes of the first measure, and yellow for the rest. The notes are: 0, 5, 4, 2, 0, 3, 2, 0, 3, 0, 2, 3, 2, 3, 1, 0, 2, 0, 2, 3, 0, 3, 0, 2, 3, 2, 4, 5, 7, 5, 0, 2, 0, 1, 0, 1, 3.

Handwritten musical notation on a five-line staff. The notation consists of numbers (0, 2, 3, 4, 5) and dots. Above the staff, there are vertical tick marks: purple for the first few notes of the first measure, and yellow for the rest. The notes are: 0, 3, 0, 1, 3, 3, 0, 3, 2, 3, 0, 1, 3, 0, 2, 3, 5, 3, 1, 0, 3, 1, 0, 3, 2, 0, 5, 3, 2, 0, 3, 1, 3, 1, 0, 3, 2, 4, 3, 0.

Handwritten musical notation on a five-line staff. The notation consists of numbers (0, 1, 2, 3) and dots. Above the staff, there are vertical tick marks: purple for the first few notes of the first measure, and yellow for the rest. The notes are: 2, 3, 0, 2, 3, 0, 3, 1, 0, 2, 0, 2, 2, 3, 0, 3, 3, 1, 0, 2, 0, 0, 3, 2, 3, 1, 5, 7, 5, 3, 2, 0, 3, 1, 0, 3, 2.

R. nono.



Handwritten musical notation consisting of four staves. Each staff begins with a series of colored flags (red, yellow, purple) and is followed by rhythmic notation. The notation includes numbers (0, 2, 3, 4) and symbols (dots, vertical lines) placed above and below the staff lines. The flags are arranged in groups: the first staff has purple flags, the second has red flags, the third has purple flags, and the fourth has red flags. The rhythmic notation is complex, with numbers and symbols indicating specific notes and rests.

Handwritten musical notation on a five-line staff. The notation consists of rhythmic flags and numbers (0, 2, 4) written in black, red, and purple. A rainbow is drawn above the staff in the middle-right section.

Handwritten musical notation on a five-line staff, continuing the style of the first system with rhythmic flags and numbers in black, red, and purple. A rainbow is drawn above the staff in the middle-right section.

Handwritten musical notation on a five-line staff, continuing the style of the previous systems. A rainbow is drawn above the staff in the middle-right section. The word "Finis" is written in red at the end of the staff.

Handwritten musical notation on a five-line staff. The word "Simil. princep." is written in red above the staff. The notation continues with rhythmic flags and numbers in black, red, and purple.



Handwritten musical notation on a five-line staff. Above the staff are various rhythmic symbols, including vertical lines and flags, some colored red and others black. The staff contains a sequence of numbers: 2, 2, 2 2, 0, 0 2 4, 0 2 3, 2 2, 2 2, 0, 0 4, 0, 0 0, 2 4 5 7 5 3 2, 3, 2 0, 0 4 2, 4 4, 0 0, 2 2, 0, 2 0 2 3 2 0 2.

Handwritten musical notation on a five-line staff. Above the staff are various rhythmic symbols, including vertical lines and flags, some colored red and others black. The staff contains a sequence of numbers: 3 0 2 4, 0 2, 2, 3 2, 2 2, 2 2, 3 1, 3 1, 4 2, 2 2, 2 2, 0, 0 3, 2 0, 0 4, 0 2, 3 2 0, 2 0, 4 2, 4 4, 0 0, 2 3 2 3 2 0 2, 3 2.

Handwritten musical notation on a five-line staff. Above the staff are various rhythmic symbols, including vertical lines and flags, some colored red and others black. The staff contains a sequence of numbers: 2, 2, 0 3, 0, 1 0 2, 2 0 2 4, 0 0 0, 0 0 2 0, 3 0 2, 3 0 2, 1 0 3 1, 0 3 1, 0 4, 0, 2 2, 2 0 2 3 2 3 0, 2 2, 0 2, 3 2 0.

Handwritten musical notation on a five-line staff. Above the staff are various rhythmic symbols, including vertical lines and flags, some colored red and others black. The staff contains a sequence of numbers: 4, 4 2, 2, 0, 3 0 2 4, 0 2, 2, 3 1, 4 2, 0 1, 3, 0, 2 0 2 3 2 0 2, 3, 2 0, 0 4, 0. The notation ends with a double bar line and the word "FINIS" written in red ink.

FFF FFFFFFFF || [] [] [] FFFF FFFF [] FFFFFFFF [] FFFFFFFF FFFFFF

0 | 3 2 0 | 3 0 2 3 | 3 | 1 | 3 2 0 2 3 0

3 2 0 2 0 3 1 0 3 1 0 | 0 3 1 0 | 0 3 1 0 1 3 0 1 3 | 3 0 3 3 1 0 3 | 0

[] FFFFFFFF FFFFFFFF [] [] [] [] FFFF FFFF [] FFFF [] FFFF [] FFFF

2 0 2 3 0 2 0 | 1 0 2 0 3 0 2 0 | 1 0 3 | 5 2 | 0 0 | 3

1 | 0 0 1 0 2 0 3 0 2 0 | 1 0 3 | 0 0 1 3 0 2 3 0 2 | 3 2 0 3 2 3 2 0 2 | 3 1 0 3 1

FF F FFFFFFFF [] FFFFFFFF [] FFFFFFFF [] FFFFFFFF [] FFFFFFFF [] FF

0 2 | 0 0 2 3 0 2 0 | 3 | 5 4 5 4 2 0 2 | 4 | 7 | 5

0 2 | 0 0 2 3 0 2 0 | 3 1 0 1 3 0 1 | 3 | 3 0 2 3 0 2 3 0 2 3 5 7 8 x 8 7 x | 7 5 3

FFFF | [] [] FFFFFFFF [] FFFFFFFF [] FFFFFFFF PPP FFFFF []

5 4 2 0 | 2 2 0 1 3 0 2 | 5 2 | 0 2 4 2 0 4 0 | 3

2 0 3 1 | 3 3 3 | 2 0 2 3 2 3 0 2 3 | 5 3 | 0 2 3 2 3 0 2 | 1 | 3

Et Resurrexit



Handwritten musical notation on a five-line staff. Above the staff are various rhythmic symbols in red and yellow. The notation includes numbers (1, 2, 3, 4, 5, 6, 7, 8, 9, 10) and letters (F, G) placed on and below the lines. The staff is divided into measures by vertical bar lines.



Handwritten musical notation on a five-line staff, continuing from the first staff. It features rhythmic symbols and numbers/letters on the staff lines.

Handwritten musical notation on a five-line staff, continuing from the second staff. It features rhythmic symbols and numbers/letters on the staff lines.

Handwritten musical notation on a five-line staff, continuing from the third staff. It features rhythmic symbols and numbers/letters on the staff lines.



Handwritten musical notation on a five-line staff. The notation consists of rhythmic symbols (dots and numbers) and is decorated with a series of colored flags above the staff: purple, yellow, and red. The notes are arranged in measures, with some measures containing triplets (indicated by a '3' over the notes).

Handwritten musical notation on a five-line staff, continuing the piece. It features the same color-coded flags and rhythmic notation as the first system. The notation includes various rhythmic values and triplet markings.

Handwritten musical notation on a five-line staff. This system continues the rhythmic sequence with color-coded flags. The notation is dense with rhythmic symbols and includes several triplet markings.

Handwritten musical notation on a five-line staff, the final system on the page. It maintains the color-coded flag pattern and rhythmic notation, ending with a final measure.

Handwritten musical notation on a five-line staff. Above the staff, a series of rhythmic flags are colored in red, purple, and yellow. The notation consists of two lines of numbers: a top line and a bottom line. The top line starts with a '23' in the first measure. The numbers are arranged in measures, with some numbers appearing above and some below the staff lines. The bottom line contains a sequence of numbers: 3 1 0, 3 0 0, 1 3 1, 4 0, 3 0, 0 1, 2, 1, 3 2 3 5 3 2 3, 5, 3, 3 1 0, 1 3, 1 3, 0, 3, 3, 3, 2 3, 0.

Handwritten musical notation on a five-line staff. Above the staff, a series of rhythmic flags are colored in red, purple, and yellow. The notation consists of two lines of numbers: a top line and a bottom line. The top line starts with a '23' in the first measure. The numbers are arranged in measures, with some numbers appearing above and some below the staff lines. The bottom line contains a sequence of numbers: 3 2 3 2 0 2, 3, 1, 0, 1, 3, 5, 3, 5, 3, 1, 3, 1, 0, 1, 3, 5, 2, 1, 3, 1, 3, 4, 5, 1, 3, 5, 3, 1, 0, 3, 1, 3, 1, 3.

Handwritten musical notation on a five-line staff. Above the staff, a series of rhythmic flags are colored in red, purple, and yellow. The notation consists of two lines of numbers: a top line and a bottom line. The top line starts with a '3' in the first measure. The numbers are arranged in measures, with some numbers appearing above and some below the staff lines. The bottom line contains a sequence of numbers: 1 0, 3, 1 3, 0 1 3, 0 2 3, 3, 1 0 1 3, 0 3 1 0, 3, 2 3 0, 2, 0, 3, 0, 2 0 2 3, 0, 2, 1, 0 1 3, 0, 1 0 3, 3, 1 0, 3, 2 0, 2, 3, 4, 3, 5, 3, 0.

Handwritten musical notation on a five-line staff. Above the staff, a series of rhythmic flags are colored in red, purple, and yellow. The notation consists of two lines of numbers: a top line and a bottom line. The top line starts with a '0' in the first measure. The numbers are arranged in measures, with some numbers appearing above and some below the staff lines. The bottom line contains a sequence of numbers: 5, 5, 6, 3, 6 5 3, 5, 4 2, 0, 0 1 3, 1 3, 5, 3 1 3, 1 0, 5, 3, 1, 1 0, 2 0, 2, 1, 0 1 3, 1 0, 3, 3.

Handwritten musical notation on a five-line staff. The notation consists of rhythmic symbols (vertical lines) and numbers (0, 1, 2, 3, 5) placed above and below the staff. Above the staff, there are groups of vertical lines colored in red and purple. The numbers are arranged in a sequence that suggests a specific rhythmic pattern.

Handwritten musical notation on a five-line staff. The notation consists of rhythmic symbols and numbers (0, 1, 2, 3, 5, 6, 7, 8) placed above and below the staff. Above the staff, there are groups of vertical lines colored in red, purple, and yellow. The numbers are arranged in a sequence that suggests a specific rhythmic pattern.

Handwritten musical notation on a five-line staff. The notation consists of rhythmic symbols and numbers (0, 1, 2, 3, 5) placed above and below the staff. Above the staff, there are groups of vertical lines colored in red, purple, and yellow. The numbers are arranged in a sequence that suggests a specific rhythmic pattern.

Handwritten musical notation on a five-line staff. The notation consists of rhythmic symbols and numbers (0, 1, 2, 3, 4) placed above and below the staff. Above the staff, there are groups of vertical lines colored in red, purple, and yellow. The numbers are arranged in a sequence that suggests a specific rhythmic pattern.

Handwritten musical notation on a five-line staff. The notation consists of rhythmic symbols (vertical lines) and numbers (0, 1, 2, 3, 4) placed above and below the lines. The symbols are color-coded: red for the first and last notes of groups, and black for the others. The numbers are also color-coded to match the notes they represent. The staff is divided into measures by vertical bar lines.

Handwritten musical notation on a five-line staff, continuing the sequence from the first system. It features similar rhythmic symbols and numbers, with color-coding (red and black) used to distinguish notes within groups. The notation is dense and fills the staff with rhythmic information.

Handwritten musical notation on a five-line staff, continuing the sequence. This system includes some yellow-colored notes and numbers, particularly in the first few measures. The overall structure remains consistent with the previous systems, using rhythmic symbols and numbers on a five-line staff.

Handwritten musical notation on a five-line staff, the final system on the page. It continues the rhythmic notation with red and black symbols and numbers. The notation is consistent with the previous systems, showing a continuation of the musical piece.

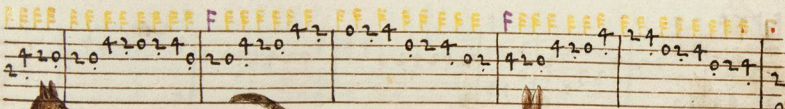

Handwritten musical notation on a three-staff system. The notation consists of rhythmic values (0, 1, 2, 3, 4, 5) and vertical stems, some of which are colored in red, purple, and yellow. The first staff has a red '3' above the first measure. The second staff has a red '3' above the first measure and a red '4' above the second measure. The third staff has a red '3' above the first measure and a red '1' above the second measure.

Handwritten musical notation on a three-staff system. The notation consists of rhythmic values and vertical stems, some of which are colored in red, purple, and yellow. The first staff has a red '3' above the first measure. The second staff has a red '4' above the first measure. The third staff has a red '5' above the first measure.

Handwritten musical notation on a three-staff system. The notation consists of rhythmic values and vertical stems, some of which are colored in red, purple, and yellow. The first staff has a red '0' above the first measure. The second staff has a red '3' above the first measure. The third staff has a red '2' above the first measure.

Handwritten musical notation on a three-staff system. The notation consists of rhythmic values and vertical stems, some of which are colored in red, purple, and yellow. The first staff has a red '3' above the first measure. The second staff has a red '2' above the first measure. The third staff has a red '3' above the first measure. A red double bar line is present after the first measure, followed by wavy lines and the word 'fms' written in red.

Sidero



Handwritten musical notation on a five-line staff. Above the staff, a sequence of letters 'F' and 'f' in various colors (red, purple, yellow) indicates fingerings. The staff contains two lines of numbers: a top line with notes and a bottom line with fret numbers. The notes are: 4, 2 3, 2 0, 2, 2, 5, 4 2 4, 5, 2, 2, 2. The fret numbers are: 0, 2, 2 4 2 4, 4 5 4 2 4, 5 4 2 0, 3 2 0, 5, 5 4 5 7 5 4 2, 0 2, 0 2 0 2 0.

Handwritten musical notation on a five-line staff. Above the staff, a sequence of letters 'F' and 'f' in various colors indicates fingerings. The staff contains two lines of numbers: a top line with notes and a bottom line with fret numbers. The notes are: 0, 0, 0 2 4, 0, 4, 0, 4 2, 0 2, 4, 0, 4 2, 4 2 0, 4, 2, 4. The fret numbers are: 2 0 2, 0, 3 2 0, 3 3 2 3, 2 3, 0, 2 4 2 0 2, 0 2, 0, 3, 2 3, 0 2, 0, 3, 0 3 2 0, 3, 0.

Handwritten musical notation on a five-line staff. Above the staff, a sequence of letters 'F' and 'f' in various colors indicates fingerings. The staff contains two lines of numbers: a top line with notes and a bottom line with fret numbers. The notes are: 0 2 0, 4 2, 0 2 0 2, 4, 0, 0 4, 0 2, 0 2 4, 2, 0, 2 4, 0 2 4, 0 2 3, 3 2 0 2, 3, 2 4, 0 2 3, 1 3, 0 3. The fret numbers are: 2 3 2, 0, 2 3 2 3, 0, 2 3 2 0, 0 2 3 2 3 2 0 2, 3, 0 2 3, 0 2 3 2.

Handwritten musical notation on a five-line staff. Above the staff, a sequence of letters 'F' and 'f' in various colors indicates fingerings. The staff contains two lines of numbers: a top line with notes and a bottom line with fret numbers. The notes are: 3, 2, 3 2, 0 2, 4, 2, 2, 2, 0 2 4 2 0, 4 2, 4, 0 2 4 5 4 2 0, 4, 2 4, 0 2, 0 2. The fret numbers are: 3 2 0 2, 3 2, 0, 0, 5 4, 0, 0, 0, 0.

Handwritten musical notation on a five-line staff. Above the staff, a series of colored flags (red, purple, yellow) are placed above the notes. The notation consists of a sequence of numbers: 0 4 2 0 2 4 0 2 0 2 0 5 4 2 4 2 4 2 4 2 0 4. Below the staff, there are two lines of numbers: 3 2 3 2 0 2 3, 3 0 0 2, 3 0 2 3, 5 0 2 3 2 0 3.

Handwritten musical notation on a five-line staff. Above the staff, a series of colored flags (red, purple, yellow) are placed above the notes. The notation consists of a sequence of numbers: 2 0 2 0 2 3 3 2 0 3 2 0 2 0 2 2 0 4 2 0 4 2 0. Below the staff, there are two lines of numbers: 5 2 2 3 2 2 3 5 3 2 0 3 0 3 2 0 2 0 4 4 2 0 3 2.

Handwritten musical notation on a five-line staff. Above the staff, a series of colored flags (red, purple, yellow) are placed above the notes. The notation consists of a sequence of numbers: 4 2 0 2 4 2 0 4 0 2 4 2 0 4 2 0 2 4 2 0 4 2 0 4 2 0 4 2. Below the staff, there are two lines of numbers: 0 2 0 3 2 3 0 3 2 0 0 0 2 2 2 2 0 3 2 0 0 3 2.



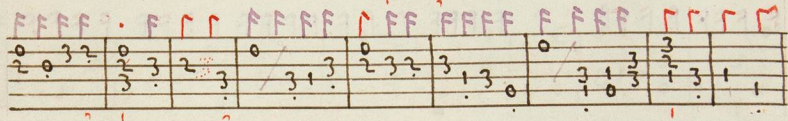
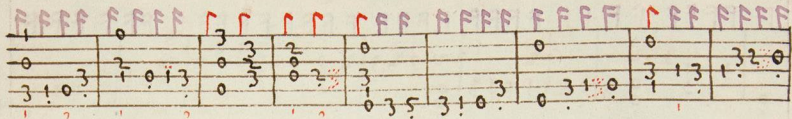
Handwritten musical notation on a five-line staff. Above the staff, a series of colored flags (red, purple, yellow) are placed above the notes. The notation consists of a sequence of numbers: 4 2 0 2 0 4 2 0 2 4 0 2 4 0 2 4 0 2 4 2 0 2 3 2 0 2 0. Below the staff, there are two lines of numbers: 3 2 0 2 0 1 0 4 4 0 0 2 2 4 0 4 0 2 4 2 4 2 3 2 0 2 0 2 0 2.

FFFF . F FFF FFFF FFF FFFF F F F FFFF FFFF FFF

FFFFFF FFF FFF FFF FFF FFF FFF FFF FFF FFF FFF FFF FFF FFF FFF

FF FFF FFF FFF FFF FFF FFF FFF FFF FFF FFF FFF FFF FFF FFF

FF FFF FFF FFF FFF FFF FFF FFF FFF FFF FFF FFF FFF FFF FFF



Handwritten musical notation on a five-line staff. The top line features a sequence of notes marked with red 'F' symbols. The second line contains numerical figures: 2, 0, 3, 0, 0, 2, 3, 0, 0. The third line contains numerical figures: 1, 0, 3, 1, 0, 3, 1, 0, 3, 1, 3, 0, 1, 0, 1, 3, 5, 3, 1, 0. Red vertical lines are placed below the staff at various intervals.

Handwritten musical notation on a five-line staff. The top line features a sequence of notes marked with purple 'F' symbols. The second line contains numerical figures: 0, 2, 0, 0, 0, 2, 0, 2, 0, 3, 0, 3, 1, 0, 1, 0, 2, 0, 4, 3, 0. The third line contains numerical figures: 1, 0, 3, 1, 0, 3, 0, 1, 3, 0, 1, 0, 3, 1, 0, 1, 0, 2, 1, 0, 3, 0. Red vertical lines are placed below the staff at various intervals.

Handwritten musical notation on a five-line staff. The top line features a sequence of notes marked with red 'F' symbols. The second line contains numerical figures: 0, 0, 0, 2, 0, 2, 0, 0, 2, 4, 0. The third line contains numerical figures: 2, 3, 3, 3, 1, 0, 2, 0, 2, 3, 5, 3, 2, 0, 3, 0, 2, 3, 5, 3, 2, 0, 3, 1. Red vertical lines are placed below the staff at various intervals.

Handwritten musical notation on a five-line staff. The top line features a sequence of notes marked with purple 'F' symbols. The second line contains numerical figures: 0, 0, 0, 3, 2, 0, 0, 0, 0, 3, 2, 0, 2, 0, 3, 2. The third line contains numerical figures: 0, 3, 1, 0, 0, 1, 0, 0, 1, 0, 3, 1, 0, 1, 0, 1, 3, 1, 0, 2, 0, 3, 2, 0, 2, 3, 3. Red vertical lines are placed below the staff at various intervals.

Handwritten musical notation on a five-line staff. Above the staff are groups of 'F' characters in red and purple. The staff contains a sequence of numbers: 0, 3, 1, 5, 4, 5, 3, 2, 3, 0, 1, 3, 3, 0, 3, 1, 0, 3, 2, 0, 2, 0, 4, 0, 2, 4, 2, 0, 4, 2.

Handwritten musical notation on a five-line staff. Above the staff are groups of 'F' characters in red and purple. The staff contains a sequence of numbers: 0, 2, 0, 2, 0, 2, 1, 4, 2, 0, 2, 0, 2, 0, 2, 3, 2, 3, 2, 0, 2, 2, 4, 0, 2, 4, 0, 4.

Handwritten musical notation on a five-line staff. Above the staff are groups of 'F' characters in red and purple. The staff contains a sequence of numbers: 2, 0, 4, 2, 0, 0, 3, 0, 2, 3, 2, 3, 3, 2, 0, 0, 0, 1, 3, 0, 3, 1, 0, 3, 0, 3, 1, 3, 1.

Handwritten musical notation on a five-line staff. Above the staff are groups of 'F' characters in red and purple. The staff contains a sequence of numbers: 3, 1, 3, 0, 3, 1, 0, 3, 1, 3, 0, 1, 3, 3, 0, 0, 1, 0, 3, 1, 3, 1, 0, 3, 3, 1, 0, 3, 1, 0, 3, 0, 1, 3.



Handwritten musical notation on a five-line staff. The notes are represented by red and purple stems with flags. The rhythm is indicated by numbers below the staff: 1 4 2, 0 3 2 0, 2, 0, FF, FFFF, FFFF, FFFF, 0, FF, FF, FF. There are also some numbers like 3 2, 3 2 0 3, 1 0 3, 1 0, 1 0 1 3.

Handwritten musical notation on a five-line staff. The notes are represented by red and purple stems with flags. The rhythm is indicated by numbers below the staff: 3, 0, 0 3, 0 1 3 1, 0 3 1, 0 0 2, 0 2 4, 0 0 2, 2, 0 2 3 5.

Handwritten musical notation on a five-line staff. The notes are represented by red and purple stems with flags. The rhythm is indicated by numbers below the staff: 3 2 0, 2 0 0, 2 0 0, 0 4, 0 3 1 0, 3 1 3, 0 1 0 3, 2 3, 0 1.

Handwritten musical notation on a five-line staff. The notes are represented by red and purple stems with flags. The rhythm is indicated by numbers below the staff: 2 3 0, 2 0 3, 2 0, 0, 0 2 0 1 3 0 1, 0 3 1 0.

Et in terza pax. niun non la sola mi. ~ ~



Qui tolis pechata mundi. chosa belisima...



Handwritten musical notation on four staves. Each staff begins with a series of rhythmic flags in red and purple. The notation consists of numbers (0-9) and some letters (F) placed on and below the lines of the staves. The first staff has a treble clef, while the others have different clefs or none. The notes are arranged in a way that suggests a sequence of sounds or syllables.



Handwritten musical notation on a five-line staff. The notation consists of rhythmic symbols (vertical lines) and numbers (0-3) placed above and below the staff. The symbols are color-coded: red and purple. The numbers are black. The staff is divided into measures by vertical bar lines.

Handwritten musical notation on a five-line staff, continuing the sequence from the first system. It features rhythmic symbols and numbers in red, purple, and black ink.

Handwritten musical notation on a five-line staff, continuing the sequence. The notation includes rhythmic symbols and numbers in red, purple, and black ink.

Handwritten musical notation on a five-line staff, continuing the sequence. The notation includes rhythmic symbols and numbers in red, purple, and black ink.

FFFF FF FFFFF FF FFFFF FF FFFFF FF FFFFF FF FFFFF FF

FFFF FF FFFFF FFFFF FFFFF FFFFF FFFFF FFFFF FFFFF FFFFF FFFFF FFFFF

FFFF FFFFF FFFFF FFFFF FFFFF FFFFF FFFFF FFFFF FFFFF FFFFF FFFFF FFFFF

FFFF FFFFF FFFFF FFFFF FFFFF FFFFF FFFFF FFFFF FFFFF FFFFF FFFFF FFFFF

Handwritten musical notation on a five-line staff. The notation consists of rhythmic symbols (vertical strokes) and numbers (0, 1, 2, 3) placed below the staff. Above the staff, there are red and purple markings, including vertical lines and the letter 'F' repeated in groups. The staff contains several measures of music, with some notes written as circles with stems.

Handwritten musical notation on a five-line staff, similar to the first staff. It features rhythmic symbols and numbers below the staff, and red and purple markings above. The notation includes various rhythmic values and some circular notes with stems.

Handwritten musical notation on a five-line staff, continuing the sequence. It shows rhythmic symbols and numbers below the staff, and red and purple markings above. The notation includes various rhythmic values and some circular notes with stems.

Handwritten musical notation on a five-line staff, located at the bottom of the page. It features rhythmic symbols and numbers below the staff, and red and purple markings above. The notation includes various rhythmic values and some circular notes with stems.

Be xiiij. che sono mi solo. bello. che altri che mi non la.

The image shows a handwritten musical score on aged paper, consisting of four staves of music. Each staff is accompanied by a line of lute tablature below it. The notation is in a historical style, using letters 'F' and 'C' for frets and numbers for fret positions. The first staff begins with a '3' above the first measure, indicating a triple rhythm. The tablature uses numbers 0-9, with some numbers having dots above them. The music is written in a single system across four staves. The paper shows signs of age, including some staining and a small tear on the right edge.

Handwritten musical notation on a five-line staff. The notation consists of rhythmic symbols (vertical lines) and numbers (0-8) placed above and below the staff. The symbols are color-coded: red, purple, and blue. The numbers are also color-coded to match the symbols above them. The notation is organized into measures by vertical bar lines.

Handwritten musical notation on a five-line staff, continuing the sequence from the first system. It features rhythmic symbols and numbers in red, purple, and blue, with some numbers appearing below the staff.

Handwritten musical notation on a five-line staff, continuing the sequence. The notation includes rhythmic symbols and numbers in red, purple, and blue, with some numbers appearing below the staff.

Handwritten musical notation on a five-line staff, continuing the sequence. The notation includes rhythmic symbols and numbers in red, purple, and blue, with some numbers appearing below the staff.

Handwritten musical notation on a five-line staff. The notation consists of rhythmic symbols (vertical lines) and numbers (0, 1, 2, 3, 5) placed above and below the staff. The symbols are color-coded: red, purple, and blue. The numbers are written in black ink.

Handwritten musical notation on a five-line staff, continuing the sequence from the first system. It features rhythmic symbols and numbers (0, 2, 3, 5, 7, 8) in black ink, with red, purple, and blue symbols above the staff.

Handwritten musical notation on a five-line staff, continuing the sequence. It includes rhythmic symbols and numbers (0, 1, 2, 3, 5, 6, 7, 8) in black ink, with red, purple, and blue symbols above the staff.

Handwritten musical notation on a five-line staff, continuing the sequence. It features rhythmic symbols and numbers (0, 1, 2, 3, 5) in black ink, with red, purple, and blue symbols above the staff.

