

K 1 c 33

THE  
Lutes Apology,  
FOR HER  
EXCELLENCY:

Wherein is contained variety of *Ayres*, easie, pleasant,  
and delightfull.

Newly set to the *French Lute*, by *Richard Mathew*, Lover of *Musick*, for the  
Benefit of the Industrious Practitioner.

---

The first that hath been Published to the *French Lute*.

---

D. D. V.

74



---

London, Printed by *Thomas Harper*, for *Livewell Chapman*, at the *Crowne* in  
Popes-head Alley. 1652.

*To the Skillful and well Accomplish'd Masters in*  
**MUSIC.**

*Gentlemen:*



Having served two Apprenticeships unto my Lute, and finding my Study well supplied with what was necessary, as to the Body of Musick, after the way of those Worthies, whose Winters live, although they be dead, and finding nothing in Point to the French Lute, which were easy to be Repert, and being sensible of my own difficulties, through which I have pass'd, and hearing in me a Spirit desiring Common-wealth, to the end I might encourage and helpe the laborious Practitioner, I have published this in order therunto, I write this Epistle to you, who of right should have

Good

find more this labour, which in your Willdome you have not thought that  
 would consisten, yet heerein hold mee excused; for as much as I have re-  
 beld most of you, neither have I bene beholding unto any of you for one drop  
 of thanks. As for the French Language, they are partly my owne, and because  
 Nature hath bestowd my Talents, upon that account I need not feare but that  
 will please their Schoole, and be well accepted of by the Princes; I presume  
 no man will find fault, but he that is able and resolved to doe better. I have  
 made some use of the old saying, as also of Ayyes which Anthonie I know  
 not by the Name of them I have not followed the proper Rule, nor filled them  
 with inward Parts, because I would not make them hard unto the Schollar;  
 I have signified no Grace or Memento, which would have bene too trouble-  
 some to the Princes, and for your parts, I know you have them at your fingers  
 ends, and for the Practitioner he will use them as hee increaseth his ability.  
 To conclude, Gentlemen, for my owne part, as I cover no maine failings, I  
 doe not doubt of your Civilities.

Your Servant,

Richard Mathew.

To the Indulgent Patroner in Musick, Richard  
*Mathe* witheth all health and happynesse.

**C**ome now my sweetest and dearest, out of your  
 your Treasury (Lettre such as every man has  
 hand, I have given you for nothing, and if the same  
 they should please you not, and if so be as they are  
 acceptable, please a good part as they will of all that  
 I have to say.

1  
 2  
 3  
 4  
 5  
 6  
 7  
 8  
 9  
 10  
 11  
 12  
 13  
 14  
 15  
 16  
 17  
 18  
 19  
 20  
 21  
 22  
 23  
 24  
 25  
 26  
 27  
 28  
 29  
 30  
 31  
 32  
 33  
 34  
 35  
 36  
 37  
 38  
 39  
 40  
 41  
 42  
 43  
 44  
 45  
 46  
 47  
 48  
 49  
 50  
 51  
 52  
 53  
 54  
 55  
 56  
 57  
 58  
 59  
 60  
 61  
 62  
 63  
 64  
 65  
 66  
 67  
 68  
 69  
 70  
 71  
 72  
 73  
 74  
 75  
 76  
 77  
 78  
 79  
 80  
 81  
 82  
 83  
 84  
 85  
 86  
 87  
 88  
 89  
 90  
 91  
 92  
 93  
 94  
 95  
 96  
 97  
 98  
 99  
 100

*A Table of such Lessons as are contained in this*  
*Book.*

|   |        |
|---|--------|
| To sing the French Lute.  | page 1 |
| A Jig.  | 2      |
| Three Six Pieces.   | 3      |
| Three Trumpets.   | 5      |
| Three.  | 6      |
| March: Dream. This is to be played on a single sleeping, and as the rolls<br>require not. | 8      |
| A Race.   | 9      |
| A Saraband.   | 10     |
| A New Race.   | 11     |
| A New Saraband.   | 12     |
| A Saraband.   | 13     |
| What you will.  | 14     |
| quaver Minstrel.  | 15     |
| An Ayn.   | 16     |
| 2.  | 17     |
| 3.  | 18     |
| 4.  | 19     |
| 5.  | 20     |
| 6.  | 21     |
| 7.  | 22     |
| 8.  | 23     |
| 9.  | 24     |
| 10.   | 25     |
| 11.   | 26     |
| 12.   | 27     |
| 13.   | 28     |
| 14.   | 29     |
| 15.   | 30     |
| 16.   | 31     |
| 17.   | 32     |
| 18.   | 33     |
| 19.   | 34     |
| 20.   | 35     |
| 21.   | 36     |
| 22.   | 37     |
| 23.   | 38     |
| 24.   | 39     |
| 25.   | 40     |
| 26.   | 41     |
| 27.   | 42     |
| 28.   | 43     |
| 29.   | 44     |
| 30.   | 45     |
| 31.   | 46     |
| 32.   | 47     |
| 33.   | 48     |
| 34.   | 49     |
| 35.   | 50     |
| 36.   | 51     |
| 37.   | 52     |
| 38.   | 53     |
| 39.   | 54     |
| 40.   | 55     |
| 41.   | 56     |
| 42.   | 57     |
| 43.   | 58     |
| 44.   | 59     |
| 45.   | 60     |
| 46.   | 61     |
| 47.   | 62     |
| 48.   | 63     |
| 49.   | 64     |
| 50.   | 65     |
| 51.   | 66     |
| 52.   | 67     |
| 53.   | 68     |
| 54.   | 69     |
| 55.   | 70     |
| 56.   | 71     |
| 57.   | 72     |
| 58.   | 73     |
| 59.   | 74     |
| 60.   | 75     |
| 61.   | 76     |
| 62.   | 77     |
| 63.   | 78     |
| 64.   | 79     |
| 65.   | 80     |
| 66.   | 81     |
| 67.   | 82     |
| 68.   | 83     |
| 69.   | 84     |
| 70.   | 85     |
| 71.   | 86     |
| 72.   | 87     |
| 73.   | 88     |
| 74.   | 89     |
| 75.   | 90     |
| 76.   | 91     |
| 77.   | 92     |
| 78.   | 93     |
| 79.   | 94     |
| 80.   | 95     |
| 81.   | 96     |
| 82.   | 97     |
| 83.   | 98     |
| 84.   | 99     |
| 85.   | 100    |
| 86.   | 101    |
| 87.   | 102    |
| 88.   | 103    |
| 89.   | 104    |
| 90.   | 105    |
| 91.   | 106    |
| 92.   | 107    |
| 93.   | 108    |
| 94.   | 109    |
| 95.   | 110    |
| 96.   | 111    |
| 97.   | 112    |
| 98.   | 113    |
| 99.   | 114    |
| 100.  | 115    |
| 101.  | 116    |
| 102.  | 117    |
| 103.  | 118    |
| 104.  | 119    |
| 105.  | 120    |
| 106.  | 121    |
| 107.  | 122    |
| 108.  | 123    |
| 109.  | 124    |
| 110.  | 125    |
| 111.  | 126    |
| 112.  | 127    |
| 113.  | 128    |
| 114.  | 129    |
| 115.  | 130    |
| 116.  | 131    |
| 117.  | 132    |
| 118.  | 133    |
| 119.  | 134    |
| 120.  | 135    |
| 121.  | 136    |
| 122.  | 137    |
| 123.  | 138    |
| 124.  | 139    |
| 125.  | 140    |
| 126.  | 141    |
| 127.  | 142    |
| 128.  | 143    |
| 129.  | 144    |
| 130.  | 145    |
| 131.  | 146    |
| 132.  | 147    |
| 133.  | 148    |
| 134.  | 149    |
| 135.  | 150    |
| 136.  | 151    |
| 137.  | 152    |
| 138.  | 153    |
| 139.  | 154    |
| 140.  | 155    |
| 141.  | 156    |
| 142.  | 157    |
| 143.  | 158    |
| 144.  | 159    |
| 145.  | 160    |
| 146.  | 161    |
| 147.  | 162    |
| 148.  | 163    |
| 149.  | 164    |
| 150.  | 165    |
| 151.  | 166    |
| 152.  | 167    |
| 153.  | 168    |
| 154.  | 169    |
| 155.  | 170    |
| 156.  | 171    |
| 157.  | 172    |
| 158.  | 173    |
| 159.  | 174    |
| 160.  | 175    |
| 161.  | 176    |
| 162.  | 177    |
| 163.  | 178    |
| 164.  | 179    |
| 165.  | 180    |
| 166.  | 181    |
| 167.  | 182    |
| 168.  | 183    |
| 169.  | 184    |
| 170.  | 185    |
| 171.  | 186    |
| 172.  | 187    |
| 173.  | 188    |
| 174.  | 189    |
| 175.  | 190    |
| 176.  | 191    |
| 177.  | 192    |
| 178.  | 193    |
| 179.  | 194    |
| 180.  | 195    |
| 181.  | 196    |
| 182.  | 197    |
| 183.  | 198    |
| 184.  | 199    |
| 185.  | 200    |
| 186.  | 201    |
| 187.  | 202    |
| 188.  | 203    |
| 189.  | 204    |
| 190.  | 205    |
| 191.  | 206    |
| 192.  | 207    |
| 193.  | 208    |
| 194.  | 209    |
| 195.  | 210    |
| 196.  | 211    |
| 197.  | 212    |
| 198.  | 213    |
| 199.  | 214    |
| 200.  | 215    |
| 201.  | 216    |
| 202.  | 217    |
| 203.  | 218    |
| 204.  | 219    |
| 205.  | 220    |
| 206.  | 221    |
| 207.  | 222    |
| 208.  | 223    |
| 209.  | 224    |
| 210.  | 225    |
| 211.  | 226    |
| 212.  | 227    |
| 213.  | 228    |
| 214.  | 229    |
| 215.  | 230    |
| 216.  | 231    |
| 217.  | 232    |
| 218.  | 233    |
| 219.  | 234    |
| 220.  | 235    |
| 221.  | 236    |
| 222.  | 237    |
| 223.  | 238    |
| 224.  | 239    |
| 225.  | 240    |
| 226.  | 241    |
| 227.  | 242    |
| 228.  | 243    |
| 229.  | 244    |
| 230.  | 245    |
| 231.  | 246    |
| 232.  | 247    |
| 233.  | 248    |
| 234.  | 249    |
| 235.  | 250    |
| 236.  | 251    |
| 237.  | 252    |
| 238.  | 253    |
| 239.  | 254    |
| 240.  | 255    |
| 241.  | 256    |
| 242.  | 257    |
| 243.  | 258    |
| 244.  | 259    |
| 245.  | 260    |
| 246.  | 261    |
| 247.  | 262    |
| 248.  | 263    |
| 249.  | 264    |
| 250.  | 265    |
| 251.  | 266    |
| 252.  | 267    |
| 253.  | 268    |
| 254.  | 269    |
| 255.  | 270    |
| 256.  | 271    |
| 257.  | 272    |
| 258.  | 273    |
| 259.  | 274    |
| 260.  | 275    |
| 261.  | 276    |
| 262.  | 277    |
| 263.  | 278    |
| 264.  | 279    |
| 265.  | 280    |
| 266.  | 281    |
| 267.  | 282    |
| 268.  | 283    |
| 269.  | 284    |
| 270.  | 285    |
| 271.  | 286    |
| 272.  | 287    |
| 273.  | 288    |
| 274.  | 289    |
| 275.  | 290    |
| 276.  | 291    |
| 277.  | 292    |
| 278.  | 293    |
| 279.  | 294    |
| 280.  | 295    |
| 281.  | 296    |
| 282.  | 297    |
| 283.  | 298    |
| 284.  | 299    |
| 285.  | 300    |
| 286.  | 301    |
| 287.  | 302    |
| 288.  | 303    |
| 289.  | 304    |
| 290.  | 305    |
| 291.  | 306    |
| 292.  | 307    |
| 293.  | 308    |
| 294.  | 309    |
| 295.  | 310    |
| 296.  | 311    |
| 297.  | 312    |
| 298.  | 313    |
| 299.  | 314    |
| 300.  | 315    |
| 301.  | 316    |
| 302.  | 317    |
| 303.  | 318    |
| 304.  | 319    |
| 305.  | 320    |
| 306.  | 321    |
| 307.  | 322    |
| 308.  | 323    |
| 309.  | 324    |
| 310.  | 325    |
| 311.  | 326    |
| 312.  | 327    |
| 313.  | 328    |
| 314.  | 329    |
| 315.  | 330    |
| 316.  | 331    |
| 317.  | 332    |
| 318.  | 333    |
| 319.  | 334    |
| 320.  | 335    |
| 321.  | 336    |
| 322.  | 337    |
| 323.  | 338    |
| 324.  | 339    |
| 325.  | 340    |
| 326.  | 341    |
| 327.  | 342    |
| 328.  | 343    |
| 329.  | 344    |
| 330.  | 345    |
| 331.  | 346    |
| 332.  | 347    |
| 333.  | 348    |
| 334.  | 349    |
| 335.  | 350    |
| 336.  | 351    |
| 337.  | 352    |
| 338.  | 353    |
| 339.  | 354    |
| 340.  | 355    |
| 341.  | 356    |
| 342.  | 357    |
| 343.  | 358    |
| 344.  | 359    |
| 345.  | 360    |
| 346.  | 361    |
| 347.  | 362    |
| 348.  | 363    |
| 349.  | 364    |
| 350.  | 365    |
| 351.  | 366    |
| 352.  | 367    |
| 353.  | 368    |
| 354.  | 369    |
| 355.  | 370    |
| 356.  | 371    |
| 357.  | 372    |
| 358.  | 373    |
| 359.  | 374    |
| 360.  | 375    |
| 361.  | 376    |
| 362.  | 377    |
| 363.  | 378    |
| 364.  | 379    |
| 365.  | 380    |
| 366.  | 381    |
| 367.  | 382    |
| 368.  | 383    |
| 369.  | 384    |
| 370.  | 385    |
| 371.  | 386    |
| 372.  | 387    |
| 373.  | 388    |
| 374.  | 389    |
| 375.  | 390    |
| 376.  | 391    |
| 377.  | 392    |
| 378.  | 393    |
| 379.  | 394    |
| 380.  | 395    |
| 381.  | 396    |
| 382.  | 397    |
| 383.  | 398    |
| 384.  | 399    |
| 385.  | 400    |
| 386.  | 401    |
| 387.  | 402    |
| 388.  | 403    |
| 389.  | 404    |
| 390.  | 405    |
| 391.  | 406    |
| 392.  | 407    |
| 393.  | 408    |
| 394.  | 409    |
| 395.  | 410    |
| 396.  | 411    |
| 397.  | 412    |
| 398.  | 413    |
| 399.  | 414    |
| 400.  | 415    |
| 401.  | 416    |
| 402.  | 417    |
| 403.  | 418    |
| 404.  | 419    |
| 405.  | 420    |
| 406.  | 421    |
| 407.  | 422    |
| 408.  | 423    |
| 409.  | 424    |
| 410.  | 425    |
| 411.  | 426    |
| 412.  | 427    |
| 413.  | 428    |
| 414.  | 429    |
| 415.  | 430    |
| 416.  | 431    |
| 417.  | 432    |
| 418.  | 433    |
| 419.  | 434    |
| 420.  | 435    |
| 421.  | 436    |
| 422.  | 437    |
| 423.  | 438    |
| 424.  | 439    |
| 425.  | 440    |
| 426.  | 441    |
| 427.  | 442    |
| 428.  | 443    |
| 429.  | 444    |
| 430.  | 445    |
| 431.  | 446    |
| 432.  | 447    |
| 433.  | 448    |
| 434.  | 449    |
| 435.  | 450    |
| 436.  | 451    |
| 437.  | 452    |
| 438.  | 453    |
| 439.  | 454    |
| 440.  | 455    |
| 441.  | 456    |
| 442.  | 457    |
| 443.  | 458    |
| 444.  | 459    |
| 445.  | 460    |
| 446.  | 461    |
| 447.  | 462    |
| 448.  | 463    |
| 449.  | 464    |
| 450.  | 465    |
| 451.  | 466    |
| 452.  | 467    |
| 453.  | 468    |
| 454.  | 469    |
| 455.  | 470    |
| 456.  | 471    |
| 457.  | 472    |
| 458.  | 473    |
| 459.  | 474    |
| 460.  | 475    |
| 461.  | 476    |
| 462.  | 477    |
| 463.  | 478    |
| 464.  | 479    |
| 465.  | 480    |
| 466.  | 481    |
| 467.  | 482    |
| 468.  | 483    |
| 469.  | 484    |
| 470.  | 485    |
| 471.  | 486    |
| 472.  | 487    |
| 473.  | 488    |
| 474.  | 489    |
| 475.  | 490    |
| 476.  | 491    |
| 477.  | 492    |
| 478.  | 493    |
| 479.  | 494    |
| 480.  | 495    |
| 481.  | 496    |
| 482.  | 497    |
| 483.  | 498    |
| 484.  | 499    |
| 485.  | 500    |
| 486.  | 501    |

|  |    |
|--|----|
| Scott,   | 14 |
| Flora,   | 28 |
| North,   | 37 |
| How Beh,   | 38 |
| A Symphony,  | 40 |
| Sheffield,   | 41 |
| Tanner,  | 44 |
| A Symphony,  | 47 |
| Choyse,  | 47 |
| An Almanac,  | 48 |
| A Couplet to the Almanac,  | 49 |
| An Almanac,  | 49 |
| A Preludium,   | 50 |
| An Almanac, his is and take it,                                  | 50 |
| Adieu melancholy good night,                                     | 50 |
| A Preludium,   | 50 |
| A Preludium,   | 50 |
| A Preludium, The unwinding of a pin, and the winding it up again | 51 |
| A Preludium,   | 51 |

*My dear wife, I have found in art,  
 Not back as I,  
 Not of Jack Falter,  
 Which art they do not know,  
 My mind's paper's Cleopatra's habit,  
 My heart's a clock, to him 'tis separate.*

Lesson for the French Lute.

1. *To save the French Lute.*

Lesson for the French Lute.

1



First system of musical notation. It consists of a treble clef, a key signature of one flat (B-flat), and a 6/8 time signature. Above the staff are seven vertical arrows pointing down, indicating fret positions for the strings. The staff contains a sequence of notes and rests, with some notes marked with 'x' above them, likely indicating natural harmonics or specific string techniques. The system is divided into four measures.



Second system of musical notation, continuing the piece. It features the same notation as the first system, including a treble clef, one flat key signature, and 6/8 time signature. It contains seven vertical arrows above the staff and a sequence of notes and rests across four measures.



Third system of musical notation. It continues the piece with a treble clef, one flat key signature, and 6/8 time signature. It features seven vertical arrows above the staff and a sequence of notes and rests across four measures.



Fourth system of musical notation. It concludes the piece with a treble clef, one flat key signature, and 6/8 time signature. It features seven vertical arrows above the staff and a sequence of notes and rests across four measures. The text "Halt my Fancy." is written in a cursive font at the end of the staff.



Lesson for the French Horn

The first system of musical notation consists of two staves. The upper staff contains a melodic line with various note values and rests. The lower staff contains a bass line with notes and rests. Above the upper staff, there are several vertical bar lines and some markings, possibly indicating fingerings or breath marks.

The second system of musical notation consists of two staves. The upper staff continues the melodic line from the first system. The lower staff continues the bass line. Above the upper staff, there are several vertical bar lines and some markings, possibly indicating fingerings or breath marks.

The third system of musical notation consists of two staves. The upper staff continues the melodic line. The lower staff continues the bass line. Above the upper staff, there are several vertical bar lines and some markings, possibly indicating fingerings or breath marks.

The fourth system of musical notation consists of two staves. The upper staff continues the melodic line. The lower staff continues the bass line. Above the upper staff, there are several vertical bar lines and some markings, possibly indicating fingerings or breath marks.

# Lessons for the French Lute

The first system of musical notation consists of three staves. The top staff contains a sequence of chords, each indicated by a vertical line with two dots above it. The middle and bottom staves show the corresponding fretting patterns for the strings, with vertical lines indicating finger positions on the fretboard.

The second system of musical notation consists of three staves. It continues the sequence of chords and fretting patterns from the first system, with vertical lines and dots indicating specific fingerings on the strings.

The third system of musical notation consists of three staves. It continues the sequence of chords and fretting patterns, showing the progression of the piece through several measures.

The fourth system of musical notation consists of three staves. It concludes the sequence of chords and fretting patterns shown in the previous systems, ending with a final chord and fretting pattern.

Matthews  
Dedict.

Lesson for the French Lute.

The image displays a musical score for a French lute, organized into four systems. Each system consists of a pair of staves: the upper staff contains musical notation with notes and stems, while the lower staff contains lute tablature using letters (a, b, c, d, e, f) to indicate fret positions. The first system has four measures of music. The second system has five measures. The third system has four measures. The fourth system begins with two measures of music, followed by a double bar line and a section of empty staves. The text 'M. 12.' is written in the center of these empty staves. The entire score is printed in black ink on a light background.

Lesson for the French Lute.

The first system of musical notation consists of two staves. The upper staff contains a sequence of notes with vertical stems pointing downwards, indicating fingerings. The lower staff contains a sequence of notes with vertical stems pointing upwards, also indicating fingerings. The notes are arranged in a way that suggests a specific harmonic or melodic progression.

The second system of musical notation consists of two staves. The upper staff features a series of notes with downward-pointing stems, while the lower staff features notes with upward-pointing stems. The notation is dense, with many notes clustered together, suggesting a complex or rapid passage.

The third system of musical notation consists of two staves. The upper staff has notes with downward-pointing stems, and the lower staff has notes with upward-pointing stems. The arrangement of notes and stems is consistent with the previous systems, maintaining the same notation style.

The fourth system of musical notation consists of two staves. The upper staff contains notes with downward-pointing stems, and the lower staff contains notes with upward-pointing stems. This system concludes the lesson with a final sequence of notes and fingerings.

# Lessons for the French Lute,

Matthew Brown. This is to play as it  
 was first, and at the right hand is end.

Lesson for the French Lute


The image shows a page of a music manuscript titled "Lesson for the French Lute". It features three systems of musical notation. Each system consists of a standard five-line staff with musical notes and a tablature staff below it with numbers 1-6. The first system has a treble clef and a key signature of one flat. The second system has a bass clef. The third system has a treble clef and includes a "Rit." (Ritardando) marking. A rectangular library stamp is placed over the right side of the second system, containing the text "REPORTED" at the top, "D. D. TH. S." in the middle, and "1875" at the bottom. The word "Rit." is written in a decorative script below the staff of the third system.

Five blank musical staves are arranged vertically at the bottom of the page, intended for additional notation or practice.

## Lesson for the French Lute.

7

Saraband.



# Lessons for the French Horn

11

8

## Lectures for the French Lute?

The first system of musical notation consists of two staves. The upper staff contains a sequence of notes with various rhythmic values and stems. Above the staff, there are several groups of vertical lines, likely representing fingerings or tablature. The lower staff contains a series of notes, possibly a bass line or a second voice part.

The second system of musical notation consists of two staves. Similar to the first system, it features a sequence of notes with stems and rhythmic markings on the upper staff, and a corresponding sequence of notes on the lower staff. Vertical lines above the staff indicate fingerings or tablature.

The third system of musical notation consists of two staves. The upper staff begins with a double bar line and contains a few notes. The lower staff contains a few notes. The text "New Stranded." is written in a decorative, cursive font across the middle of the system, between the two staves.

Four empty musical staves are located at the bottom of the page, arranged in a single block.

Leçons for the French Lute.

The image shows a musical score for a French lute, consisting of four systems of music. Each system includes a rhythmic line with vertical stems and flags, and a tablature line with letters (a, b, c, d, e, f) and numbers (1-6) on a six-line staff. The tablature is written in a style where letters are placed on the lines to indicate fret positions. The rhythmic notation uses stems with flags to denote note values. The first system is marked with a '10' on the left. The fourth system concludes with the word 'Saraband.' written in a decorative script.

Lesson for the French Lute.

1 2 3 4

5 6 7 8

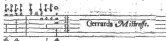
9 10 11 12

ad lib.

Leslie for the French Lute.

19

22



Giuseppe Ad. Hoffr.



Lesson for the French Lute!

10

14

This system contains a single musical staff with tablature. Above the staff, there are several groups of vertical lines representing fretting diagrams for the strings. The tablature consists of six lines, with letters (a, b, c, d, e, f) placed on them to indicate fingerings. The system is divided into measures by vertical bar lines.

This system contains a single musical staff with tablature. Similar to the previous system, it features fretting diagrams above the staff and letters on the tablature lines. The system is divided into measures by vertical bar lines.

This system contains a single musical staff with tablature. It includes fretting diagrams above the staff and letters on the tablature lines. The system is divided into measures by vertical bar lines.

This system contains a single musical staff with tablature. It includes fretting diagrams above the staff and letters on the tablature lines. The system is divided into measures by vertical bar lines. The word "Scotch" is written in the middle of the staff, indicating a specific lute style or technique.

Lesson for the French Lute.

15

# Lesson for the French Lute.

1st system of notation, treble clef, 6/8 time signature. The staff contains a sequence of notes with fingerings: 1, 2, 3, 4, 5, 4, 3, 2, 1, 2, 3, 4, 5, 4, 3, 2, 1. The notes are: G4, A4, B4, C5, B4, A4, G4, F4, E4, D4, C4, B3, A3, G3, F3, E3, D3, C3.

2nd system of notation, treble clef, 6/8 time signature. The staff contains a sequence of notes with fingerings: 1, 2, 3, 4, 5, 4, 3, 2, 1, 2, 3, 4, 5, 4, 3, 2, 1. The notes are: G4, A4, B4, C5, B4, A4, G4, F4, E4, D4, C4, B3, A3, G3, F3, E3, D3, C3.

3rd system of notation, treble clef, 6/8 time signature. The staff contains a sequence of notes with fingerings: 1, 2, 3, 4, 5, 4, 3, 2, 1, 2, 3, 4, 5, 4, 3, 2, 1. The notes are: G4, A4, B4, C5, B4, A4, G4, F4, E4, D4, C4, B3, A3, G3, F3, E3, D3, C3.

*Finis.*

Four empty musical staves at the bottom of the page.

The musical score is organized into four systems, each consisting of two staves. The upper staff of each system is a treble clef staff containing a melodic line with notes and rests. Above these staves are lute tablature symbols, which are vertical stems with small flags and numbers (1-6) indicating fret positions. The lower staff of each system is a bass clef staff containing a bass line with notes and rests. The piece concludes with a double bar line and the instruction "Bour lute." written in a cursive hand.

Lesson for the French Lute.

The image shows a musical score for a French lute, titled "Lesson for the French Lute" and numbered "47". The score is arranged in four systems. Each system consists of three staves: a top staff (treble clef), a middle staff (lute clef), and a bottom staff (bass clef). The first three systems contain musical notation with various notes, rests, and fingerings. The fourth system is shorter, featuring a treble and bass staff with a central staff containing the word "Simplex." and a "C" time signature.

## Lesson for the French Horn

13

First system of musical notation for the French Horn. It consists of two staves. The upper staff contains notes with fingerings indicated by numbers 1-4 and arrows pointing down. The lower staff contains notes with fingerings indicated by numbers 1-4 and arrows pointing up. A double bar line is present in the middle of the system.

Second system of musical notation for the French Horn. It consists of two staves. The upper staff contains notes with fingerings indicated by numbers 1-4 and arrows pointing down. The lower staff contains notes with fingerings indicated by numbers 1-4 and arrows pointing up. A double bar line is present in the middle of the system.

Third system of musical notation for the French Horn. It consists of two staves. The upper staff contains notes with fingerings indicated by numbers 1-4 and arrows pointing down. The lower staff contains notes with fingerings indicated by numbers 1-4 and arrows pointing up. A double bar line is present in the middle of the system.

Sheffield

Four empty musical staves at the bottom of the page, intended for additional practice or notation.

Lesson for the French Lute.

The first system of musical notation consists of a six-line staff. Above the staff, there are five groups of tablature symbols: two vertical bars, two vertical bars, two vertical bars, two vertical bars, and two vertical bars. The musical notation below the staff includes a treble clef, a key signature of one flat (B-flat), and a 3/4 time signature. The first measure contains a quarter note on the first line (F4) and a quarter note on the second line (G4). The second measure contains a quarter note on the second line (G4) and a quarter note on the third space (A4). The third measure contains a quarter note on the third space (A4) and a quarter note on the fourth line (B4). The fourth measure contains a quarter note on the fourth line (B4) and a quarter note on the fifth line (C5). The fifth measure contains a quarter note on the fifth line (C5) and a quarter note on the first line (F4). The sixth measure contains a quarter note on the first line (F4) and a quarter note on the second line (G4). The system concludes with a double bar line.

The second system of musical notation consists of a six-line staff. Above the staff, there are four groups of tablature symbols: two vertical bars, two vertical bars, two vertical bars, and two vertical bars. The musical notation below the staff continues from the first system. The first measure contains a quarter note on the first line (F4) and a quarter note on the second line (G4). The second measure contains a quarter note on the second line (G4) and a quarter note on the third space (A4). The third measure contains a quarter note on the third space (A4) and a quarter note on the fourth line (B4). The fourth measure contains a quarter note on the fourth line (B4) and a quarter note on the fifth line (C5). The fifth measure contains a quarter note on the fifth line (C5) and a quarter note on the first line (F4). The sixth measure contains a quarter note on the first line (F4) and a quarter note on the second line (G4). The system concludes with a double bar line.

The third system of musical notation consists of a six-line staff. Above the staff, there are four groups of tablature symbols: two vertical bars, two vertical bars, two vertical bars, and two vertical bars. The musical notation below the staff continues from the second system. The first measure contains a quarter note on the first line (F4) and a quarter note on the second line (G4). The second measure contains a quarter note on the second line (G4) and a quarter note on the third space (A4). The third measure contains a quarter note on the third space (A4) and a quarter note on the fourth line (B4). The fourth measure contains a quarter note on the fourth line (B4) and a quarter note on the fifth line (C5). The fifth measure contains a quarter note on the fifth line (C5) and a quarter note on the first line (F4). The sixth measure contains a quarter note on the first line (F4) and a quarter note on the second line (G4). The system concludes with a double bar line.

The fourth system of musical notation consists of a six-line staff. Above the staff, there are four groups of tablature symbols: two vertical bars, two vertical bars, two vertical bars, and two vertical bars. The musical notation below the staff continues from the third system. The first measure contains a quarter note on the first line (F4) and a quarter note on the second line (G4). The second measure contains a quarter note on the second line (G4) and a quarter note on the third space (A4). The third measure contains a quarter note on the third space (A4) and a quarter note on the fourth line (B4). The fourth measure contains a quarter note on the fourth line (B4) and a quarter note on the fifth line (C5). The fifth measure contains a quarter note on the fifth line (C5) and a quarter note on the first line (F4). The sixth measure contains a quarter note on the first line (F4) and a quarter note on the second line (G4). The system concludes with a double bar line.

Lesson for the French Horn.

A musical staff with five measures. Above the staff, fingerings are indicated by numbers 1-4 and arrows pointing down to the notes. The notes are: Measure 1: G4, A4; Measure 2: B4, C5; Measure 3: D5, E5; Measure 4: F5, G5; Measure 5: A5, B5. The staff is otherwise empty.

A musical staff with notes in the first measure. The word "Tastera" is written across the middle of the staff. Below the staff, there is a small number "1".

Four sets of empty musical staves, each consisting of five lines, arranged vertically for practice.

Lesson for the French Lute,

217

21

Finis

The image displays a page of musical notation for a French lute. The page is numbered '28' in the top left corner and titled 'Lessons for the French Lute,' at the top center. The notation is organized into four systems, each consisting of a six-line staff. Above the staves, there are various symbols and arrows indicating fingerings and rhythmic values. The first system begins with a treble clef and a common time signature. The notation includes a mix of rhythmic values such as minims, crotchets, and quavers, along with specific fingerings indicated by numbers 1-5 and letters 'a' and 'b'. The second system continues the piece with similar rhythmic and fingering patterns. The third system features more complex rhythmic structures, including groups of sixteenth notes. The fourth system concludes the piece with a final cadence. The overall style is characteristic of early modern lute tablature and rhythmic notation.

# Lesson for the French Lute.

First system of musical notation with treble clef and one flat key signature. Includes fingerings and technical markings above the staff.

Second system of musical notation, including a double bar line and the word 'Cadenza' written in cursive.

Three empty musical staves for practice or improvisation.

Three empty musical staves for practice or improvisation.

## Lessons for the Fourth Year.

The image shows a musical score for guitar, consisting of four systems of staves. Each system includes a treble clef staff with a key signature of one flat (B-flat) and a 2/4 time signature. The music is written in a style typical of early 20th-century guitar instruction, with many chords indicated by vertical lines and dots above the staff. The first system has four measures. The second system has four measures. The third system has four measures. The fourth system has four measures and ends with the word *Allegro* written in a cursive font.

Lesson for the French Horn;

First system of notation for the French Horn, showing a treble clef, a key signature of one flat, and a 3/4 time signature. The staff contains a melodic line with eighth and sixteenth notes, and a bass line with whole and half notes. There are fingerings indicated above the notes.

Second system of notation for the French Horn, continuing the melodic and bass lines from the first system. Fingerings are indicated above the notes.

Third system of notation for the French Horn, showing the end of the piece with a double bar line. The text "Corant to the end." is written in the center of the staff.

Fourth system of notation for the French Horn, consisting of empty staves.

# Lessons for the French Case.

10

The image displays a musical score for guitar, consisting of four systems. Each system includes a set of six-line guitar tablature and a corresponding set of five-line standard musical notation. The tablature uses numbers 0-6 to indicate fret positions, and the standard notation shows the notes and stems. The score is organized into measures by vertical bar lines. The first system has five measures, the second has six, the third has six, and the fourth has four. The notation is in a key with one flat (F major or D minor) and a 2/4 time signature. The piece concludes with a double bar line at the end of the fourth system.

Lesson for the French Lute.

The first system of music consists of two staves. The upper staff contains a melodic line with various note values and rests. The lower staff contains a bass line with fewer notes, likely representing a figured bass. A vertical bar line is present near the end of the system.

The second system of music consists of two staves. The upper staff continues the melodic line from the first system. The lower staff continues the bass line. A vertical bar line is present near the end of the system.

The third system of music consists of two staves. The upper staff continues the melodic line. The lower staff continues the bass line. A vertical bar line is present near the end of the system.

The fourth system of music consists of two staves. The upper staff continues the melodic line. The lower staff continues the bass line. A vertical bar line is present near the end of the system.

## Lesson for the French Lute.

The first system of musical notation consists of three staves. The top staff contains a melodic line with notes and rests. The middle and bottom staves contain a bass line with notes and rests. A key signature of one flat (B-flat) is indicated at the beginning of the system.

The second system of musical notation consists of three staves, continuing the piece from the first system. It features a melodic line on the top staff and a bass line on the middle and bottom staves. The key signature remains one flat.

The third system of musical notation consists of three staves. The top staff has a few notes at the beginning, followed by a large, stylized "Fin." marking in the center. The middle and bottom staves are mostly empty, indicating the end of the piece.

Four empty musical staves are provided at the bottom of the page, likely for additional practice or a second part of the lesson.

Lullaby for the French Lute,

Musical score for the first system, featuring a treble clef and a key signature of one flat. The score includes a melody line with a treble clef and a bass line with a bass clef. Above the melody line, there are several groups of vertical arrows indicating fingerings for the right hand. The music consists of several measures of a simple, gentle melody.

Musical score for the second system, continuing the melody from the first system. It features a treble clef and a key signature of one flat. The word "Praeludium" is written in a decorative font on the right side of the system. The melody continues with a few more measures.

A set of empty musical staves, consisting of five horizontal lines, intended for the continuation of the piece or for practice.

Lesson for the French Lute.

First system of musical notation. It consists of two staves. The upper staff contains a melodic line with various note values and rests. The lower staff contains a bass line with notes and rests. Above the upper staff, there are several vertical bar lines with downward-pointing arrows, indicating fingerings for the notes.

Second system of musical notation. It consists of two staves. The upper staff contains a melodic line with notes and rests. The lower staff contains a bass line with notes and rests. Above the upper staff, there are several vertical bar lines with downward-pointing arrows, indicating fingerings.

Third system of musical notation. It consists of two staves. The upper staff contains a melodic line with notes and rests. The lower staff contains a bass line with notes and rests. Above the upper staff, there are several vertical bar lines with downward-pointing arrows, indicating fingerings.

Fourth system of musical notation. It consists of two staves. The upper staff contains a melodic line with notes and rests. The lower staff contains a bass line with notes and rests. Above the upper staff, there are several vertical bar lines with downward-pointing arrows, indicating fingerings.

Lesson for the French Horn,

29

Musical staff with notes and fingerings. Fingerings are indicated by numbers 1-4 above the notes. The staff contains two measures of music.

Musical staff with notes and fingerings. Fingerings are indicated by numbers 1-4 above the notes. The staff contains two measures of music.

Musical staff with notes and fingerings. Fingerings are indicated by numbers 1-4 above the notes. The staff contains two measures of music.

*and breathe, but it and take it,*

Empty musical staff.



First system of musical notation, consisting of two staves. The upper staff contains a sequence of notes with fingerings indicated by numbers 1-5. The lower staff contains a sequence of notes with fingerings indicated by numbers 1-5.



Second system of musical notation, consisting of two staves. The upper staff contains a sequence of notes with fingerings indicated by numbers 1-5. The lower staff contains a sequence of notes with fingerings indicated by numbers 1-5.



Third system of musical notation, consisting of two staves. The upper staff contains a sequence of notes with fingerings indicated by numbers 1-5. The lower staff contains a sequence of notes with fingerings indicated by numbers 1-5.



Fourth system of musical notation, consisting of two staves. The upper staff contains a sequence of notes with fingerings indicated by numbers 1-5. The lower staff contains a sequence of notes with fingerings indicated by numbers 1-5.

Lessons for the French Lute,

83

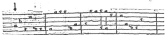
The first system of music consists of two staves. Above the staves are four downward-pointing arrows, indicating fingerings for the notes. The music is written in a standard notation with a treble clef and a common time signature. The first staff contains a melodic line with various intervals, and the second staff contains a bass line with chords and single notes.

The second system of music consists of two staves. Above the staves are four downward-pointing arrows. The notation continues from the first system, showing a continuation of the melodic and bass lines with various rhythmic values and chord structures.

The third system of music consists of two staves. A single downward-pointing arrow is positioned above the first measure of the first staff. The musical notation continues across four measures in each staff.

The fourth system of music consists of two staves. A single downward-pointing arrow is positioned above the first measure of the first staff. The system concludes with a double bar line at the end of the second measure of the second staff.

## Lesson for the French Lute.



Lesson for the Fourth Lesson.

First system of musical notation, including a treble clef, a key signature of one flat, and a 2/4 time signature. The notation consists of a single staff with a series of notes and rests. Above the staff, there are vertical lines indicating fingerings for the right hand.

Second system of musical notation, including a treble clef, a key signature of one flat, and a 2/4 time signature. The notation consists of a single staff with notes and rests. Above the staff, there are vertical lines indicating fingerings. The word "Preludium." is written in the middle of the staff.

Third system of musical notation, including a treble clef, a key signature of one flat, and a 2/4 time signature. The notation consists of a single staff with notes and rests. Above the staff, there are vertical lines indicating fingerings.

Fourth system of musical notation, including a treble clef, a key signature of one flat, and a 2/4 time signature. The notation consists of a single staff with notes and rests. Above the staff, there are vertical lines indicating fingerings.

First system of musical notation. It consists of a six-line staff with rhythmic flags above the notes. The notes are placed on various lines and spaces, representing fret positions on a lute. The system is divided into four measures by vertical bar lines.

Second system of musical notation. Similar to the first, it features a six-line staff with rhythmic flags and notes. The notes are placed on different lines and spaces. The system is divided into four measures.

Third system of musical notation. It continues the sequence with a six-line staff, rhythmic flags, and notes. The notes are placed on various lines and spaces. The system is divided into four measures.

Fourth system of musical notation. The final system on the page, featuring a six-line staff with rhythmic flags and notes. The notes are placed on various lines and spaces. The system is divided into four measures.

Lessons for the French Lute.

A musical staff with two lines. The top line contains rhythmic notation (vertical stems with flags) and the bottom line contains a sequence of numbers representing fret positions. Above the staff, there are three pairs of vertical lines, each with a downward-pointing arrow, indicating specific fret positions.

A musical staff with two lines. The top line contains rhythmic notation and the bottom line contains a sequence of numbers representing fret positions. Above the staff, there are three pairs of vertical lines, each with a downward-pointing arrow, indicating specific fret positions.

A musical staff with two lines. The top line contains rhythmic notation and the bottom line contains a sequence of numbers representing fret positions. Above the staff, there are two pairs of vertical lines, each with a downward-pointing arrow, indicating specific fret positions.

Precedence. The preceding of a pin,  
and the winding it up again.

Two empty musical staves, one above the other, with no notation or text.

Lesson for the French Lute!

This musical score is arranged in four systems, each consisting of a treble and bass staff. The notation includes rhythmic values, accidentals, and slurs. Above the first system, there are seven vertical bar lines representing chords. Above the second system, there are three vertical bar lines representing chords. Above the third system, there are four vertical bar lines representing chords. Above the fourth system, there are three vertical bar lines representing chords. The score is divided into measures by vertical bar lines, with some measures containing multiple notes and rests.

Lesson for the second year

49

Musical staff 1: A five-line staff with a treble clef. The first line contains a sequence of notes: a, b, a, b, a, b, a, b, a, b. The second line contains notes: a, b, a, b, a, b, a, b, a, b. The third line contains notes: a, b, a, b, a, b, a, b, a, b. The fourth line contains notes: a, b, a, b, a, b, a, b, a, b. The fifth line contains notes: a, b, a, b, a, b, a, b, a, b. Vertical bar lines divide the staff into measures. Above the staff, there are several vertical arrows pointing downwards, indicating fingerings or accents.

Musical staff 2: A five-line staff with a treble clef. The first line contains notes: a, b, a, b, a, b, a, b, a, b. The second line contains notes: a, b, a, b, a, b, a, b, a, b. The third line contains notes: a, b, a, b, a, b, a, b, a, b. The fourth line contains notes: a, b, a, b, a, b, a, b, a, b. The fifth line contains notes: a, b, a, b, a, b, a, b, a, b. Vertical bar lines divide the staff into measures. Above the staff, there are several vertical arrows pointing downwards.

Musical staff 3: A five-line staff with a treble clef. The first line contains notes: a, b, a, b, a, b, a, b, a, b. The second line contains notes: a, b, a, b, a, b, a, b, a, b. The third line contains notes: a, b, a, b, a, b, a, b, a, b. The fourth line contains notes: a, b, a, b, a, b, a, b, a, b. The fifth line contains notes: a, b, a, b, a, b, a, b, a, b. Vertical bar lines divide the staff into measures. Above the staff, there are several vertical arrows pointing downwards.

Musical staff 4: A five-line staff with a treble clef. The first line contains notes: a, b, a, b, a, b, a, b, a, b. The second line contains notes: a, b, a, b, a, b, a, b, a, b. The third line contains notes: a, b, a, b, a, b, a, b, a, b. The fourth line contains notes: a, b, a, b, a, b, a, b, a, b. The fifth line contains notes: a, b, a, b, a, b, a, b, a, b. Vertical bar lines divide the staff into measures. Above the staff, there are several vertical arrows pointing downwards. The word "Preludium" is written in a stylized font on the right side of the staff.