



VARIETIE  
OF  
LUTE-lessons :

*Viz.*

Fantasies, Pavins, Galliards, Almains, Corantoes,  
and Volts : Selected out of the best approved  
AUTHORS, as well beyond the Seas as  
of our owne Country.

By Robert Douland.

Whereunto is annexed certaine Ob-  
servations belonging to LUTE-playing :  
By John Baptisto Befardo of Vifonti.

Also a short Treatise thereunto appertayning :  
By John Douland Batcheler of  
MUSICKE.

LONDON:  
Printed for Thomas Adams.  
1610.





TO THE RIGHT WORSHIP-  
FVLL, WORTHY, AND VERTVOVS  
Knight, Sir *Thomas Mounson*.



YR, the gratefull remembrance of your bountie to me, in part of my Education, whilst my Father was absent from *England*, hath embouldned me to present thele my first Labours to your worthines, assuring my selfe that they being *Musicall* will be acceptable to the Patron of *Musicke*, and being onely out of duery Dedicated, you will daine to receiue them as a poore Testimonie of his gratitude, who acknowledgeth himselfe for euer vnable by his vttermost seruice to merit your Fauours. All that I can is to pray to Almighty God for the health and prosperitie of You and Yours, which I will neuer cease to doe.

Your Worships in all duery,

*Robert Douland.*



To the Readers whoſoever.



Entleinen: I am bold to preſent you with the firſt fruits of my Skill, which albeit it may ſeeme hereditarie vnto mee, my Father being a Luteniſt, and well knowne amongst you here in England, as in moſt parts of Chriſtendome beſide. I am ſure you are not ignorant of that old ſaying, *Labore Deum omnia vendere*: And how perfection in any ſkill cannot be attained vnto without the waſte of many yeeres, much coſt, and exceſſiue labour and induſtrie, which though I cannot attribute to my ſelfe, being but young in yeeres, I haue aduentured like a deſperate Souldier to thruſt my ſelfe into the Vant-gard, and

to paſſe the Pikes of the ſharpeſt Cenſures, but I truſt without daunger, becauſe we finde it true in Nature that thoſe who haue loued the Father, will ſeldome hate the Sonne. And not vnlike in reaſon that I ſhould diſtaſt all, ſince my meanes and helpes of attaining what I haue, haue bene extraordinary. Touching this I haue done, they are Colleſtions gathered together with much labour out of the moſt excellent Authors, as well of thoſe beyond the Seas, as out of the workes of our owne Countreimen. The Treatiſe of fingering I thought no ſcorne to borrow of *John Baptiſto Befardo* of Viſonti, being a man generally knowne and honoured for his excellencie in this kinde. But whatſoever I haue here done (vntill my Father hath finiſhed his greater Worke, touching the Art of Lute-playing,) I referre it to your iudicious cenſures, hoping that that loue which you all generally haue borne vnto him in times paſt, being now gray, and like the Swan, but ſinging towards his end, you would continue the fame to me his Sonne, who in the meane time will conſecrate my beſt induouers at the ſhrine of your fauours, and ſhall euer remaine obliged vnto you for your curteſies to the vttermoſt of my power.

Robert Donland.



Thomas Smith Gent:

In Praise of the Worke.

WHere *Merit* far ſurmounts the pitch of Praise,  
The *Good-worke* there, tranſcends the reach of *Words*:  
This *Worke* is ſuch: then good-words cannot raiſe  
Their weight ſo high as theſe *Heaun-scaling Cordes*:  
Then let their vertue their owne glory raiſe,  
Leaſt it be ſaid a *Smith* hath forg'd their praiſe.



N E C E S S A R I E  
OBSERVATIONS BELONG-  
ING TO THE *LUTE*, AND *LVTE*-  
playing, by *John Baptisto Besardo* of *Vifonti*: with  
choise varietie of *LVTE*-lessons, partly Invented, and partly Col-  
lected out of the best *AUTHORS*, by *Robert Dowland*,  
and *John Dowland* Batcheler of  
*M U S I C K E*.



Here thou hast (gentle READER) a fashion of prais-  
ing on the *LUTE*, such as I could gather out of the  
Oblervations of the famous and diuine *Laurentinus*,  
others, and mine owne: comprehended in a few rules,  
which I haue heere set out with as much care and  
diligence as I possibly could, by which thou mayest  
more easily obtaine the right practise on the *LUTE*.  
Take therefore this worke of mine in good part, who-  
soeuer thou art that readest it, with a minde to profit  
thy selfe: yet thinke not I set it forth to the end to draw  
thee away from the liuely teaching of thy Maister,  
(whose speach doth farre exceede all writing,) or pre-  
sume to teach those which are Maisters in the *ART*

these triuiall wayes, but I offer helpe to young beginners, and such as oftentimes want a Teacher, which it will not be vnpleating for them to vse, when they finde themselves wearied with those difficulties which lightly befall young learners. Neither would I haue thee thinke that in this I detract from the other differing wayes, which other men doe vse, not vnjustly, so that there be reason for them, and an easie gracefullnesse in them. For a man may come to the same place diuers wayes; and that sweet Harmony of the *LUTE* (the habit whereof wee doe daily affect with so great trauaile) may strike our eares with an elegant delight, though the hand be diuersly applyed. Yet know as I am free from all such ambition, so, that I would with all my heart haue giuen thee the habit and power to play well, rather then the meanes of learning to play, if it were possible to be had without labour.

Whosoever therefore will vse these our rules, if hee be wholie raw in the *ART*, about all other things let him perswade himselfe, that the knowledge of this *ART* though it be hard, yet it is easilie to be obtained by him that is in this sort conditioned. First, if hee haue no great defect, and haue that naturall desire towards *MUSICKE*, which hath bene the founder of excellencie in euery *ART*: Secondly, if hee flint himselfe in his learning with such labour and exercise that is moderate, and continuall, not such vnreasonable paines as many doe weary themselves with: Thirdly, if he be patient for a good long time, for commonly this brings vs whether wee will or no to the highest of the *SCIENCES*. To

## Necessarie Obseruations

these if hee a dioyne the industrious and liuely instructions of a Teacher, that is a good Artift, hee cannot but hope for a reasonable habit in a short time. If therefore thou shalt be thus qualified and minded, and want a Teacher (whom indeed I would rather wish thee.)

To chuse a  
L V T E for a  
learner.

First and formost chuse a L V T E neither great nor small, but a midling one, such as shall fit thine hand in thine owne judgement. Yet I had rather thou didst practise at first on a L V T E that were somewhat greater and harder, vnlesse thy hand be very short: because that is good to stretch the sinewes, which are in no sort to be slackned. For there are which do sometimes without a L V T E forcably pull and lengthen their fingers, Others there are that laying their hand on a Table, or some like thing, doe spread their fingers as broad as they can possibly. Others there are that oftentimes annoint their fingers with oyle of *Tartar*. Though I know the vse thereof is good to make a nimble hand, rather by the often report of many others, then by any approved experience of mine owne. Howfoeuer, it is most necessarie at least for the beginner to handle the L V T E often, yet neuer but when thy *Genius* fauours thee, that is, when thou feelest thy selfe inclined to *Mvsicks*: For there is a certaine naturall disposition, for learning the *Arts* naturally infused into vs, and shewing it in vs rather at one time then another, which if one will prouoke by immoderate labour, he shall fight against Nature. Therefore when thou shalt finde thy selfe aptlie disposed, and hast time and opportunitie, spare no paynes, yet keepe this course.

What lesson to  
begin withall.

Chuse one Lesson thy selfe according to thy capacitie, which giue not ouer by looking ouer others, or straggling from one to another, till thou haue got it reasonably perfect, and doe not onely beginne it by going through it to the end at first sight, but examine each part of it diligently, and stay vpon any one point so long (though thou play it ouer a thousand times) till thou get it in some sort. The like you shall doe in all parts of the said Song, till you shall finde your selfe prettily seene in it. It will not little help you to get it without booke: for whilst the minde is busie searching here and there for that which is written, the hand is more vnapt to performe the Note, and all the difficultie the L V T E hath, which for the most part is imputed to the fingers, should rather be attributed to the varietie of the Rules, which are in this respect to be obserued, all which doe rather depend vpon the minde, then on the hand.

And although most men doe vse themselves at the first to the hardest Lessons, that afterwards they may haue the easier passage, yet would I not perswade young beginners, for feare least such difficulties should cause a loathing in them, and consequently a giuing ouer of their practise: but I had rather an easier Lesson were set them at first, which is not intricate by reason of many Griues or stops (as you call them) and in displaying whereof one shall not neede to lay his fingers crosse the necke of the L V T E. And this I would haue vsed vntill the hand be a little brought in vre. And in this Lesson I would not haue many or diuers changes of the Time: for I haue knowne by experience that this hath been more hard to many then all the rest. Wherefore in taking such Lessons be diligently carefull in marking both your hands, which being they are the chiefe and indeed the instrumentall parts of this practise, therefore for the vse of them take these precepts hereafter set downe: beginning first with the left hand, because that is as it were the mother of the Melodie, the other doth vnfold the Melodie conceiued, and so sounds it to our Eares.

For vsing of  
both hands to-  
gether.

Wherefore take speciall heede, lest the right hand touch the Stringes before the left hand stop them, and carrie your left hand so in holding the necke of the L V T E with a good grace, your thumbe must be set vpon the middelt on the backe of the necke, which must likewise with the other fingers as they goe vp and downe vpon the L V T E be gently moued and follow them the way they goe. Now if you would know with which finger euery letter is to be stopped, first enquire diligently whether the letter be it selfe alone, or ioyned with other letters: For if it be alone, then this order must absolutely be kept. The first Finger must serue to stoppe *B*, the second for *C*, the third and fourth for *D*. alwayes, so that the fourth finger serue the fift or fourth string, and the third finger the other stringes, as for example:





## Necessarie Obseruations

In these examples you see the finger is laid ouer the letter which is next *B*, the fourth finger stoppes that letter which is farthest from *B*, the other fingers stoppe the middle frets in their order.

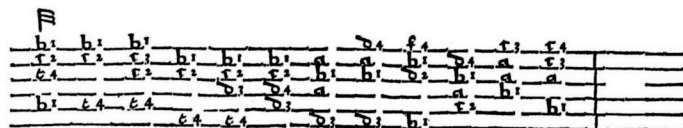
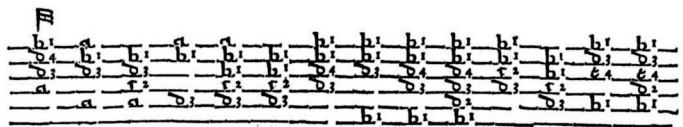
But if the letter that we doubt of, be placed not alone but with one or more other letters, which coniunction we for this time will call a griffe, then the difficultie is greater, neither can any thing certainly be prescribed in this case, but that which vs and custome doth teach vs, yet so farre as I can I will provide that thou shalt not be destitute of helpe. First, keep this rule, that how oft soeuer two *B*s happen to be on two strings which stand close together, let them be stopp'd together with the toppe of the finger. Yet vnderstand this onely of the first, second or third string: for if two *B*s stand together in the other stringes (namelie the Base stringes) then they must be stopp'd not with the toppe of the first finger, but with the same finger laid ouer the whole fret.

The second Rule is, that when soeuer two *B*s are founded on two Strings, that are not close together, but haue the Letter *A*, betwixt them or more Letters, then let such *B*s be stopp'd with the fore-finger, and second finger.

The third Rule is, that when soeuer the said *B*s shal happen to be on two or more strings, betwixt which is no *A*, but some other Letter, or a line or more vacant: wherein afterward some other Letter then *A* shall be set, then the fore-finger must be laid ouer the frop *B*. Let these examples serue for all the parts of this Rule.






And because it is impossible to set downe in writing particularly all these things, which we shall finde by daily vs, necessarie to concerne this Chapter, I haue placed here certaine of the common griffes or stops, wherein are one *B* or many, which must be stopp'd either laying the finger flat ouer the Fret, or otherwise, which you may easily perceiue, if they be written together in more places then two, in such forme as you see them here marked.




## belonging to Lute-playing.

Where mark that the finger must be laid crosse the Fret often; nay, very oftentimes, (though you finde but one Letter of a kinde in that Fret,) that the other may be the swiftest stopped, which cannot by any certaine Rule but onely by vse be learned. And know besides the same griffe the Letters differ not, yet are not stop alwaies after the same sort, by reason of former or subsequent stops, which thing thou must diligently marke. For the letter C I thinke there is no lesse controuersie about it: for some men doe stop two Cs in the same Fret: when no Letter but A goes with them, with the second and third finger very elegantly: I alwaies stop it with the first and second finger, vnlesse it happen that B be in the same griffe, for then of necessitie must the two Cs be stopped with the second and third fingers. But if the said two Cs, and with them other letters then A, you must lay your finger crosse the fret, though not alwaies yet most an end, if those letters be vnder C which otherwise should according to the Rule be stopped with the second finger, vnlesse it chance that after the griffe wherein it is played, another C follows immediately in some other string: Because to the end the first, namely, the Letter which is set in some Base may the better be held, it must needs be stopped with the first finger. And this shall suffice for the Letter C: more and more certaine Rules you shall gather by vse and practise, yet haue I set downe some examples, lest the obscureness of these things I haue deliuered might hinder thee.



And many other besides which must be done in this manner.

For the Letter D, I said before it must be stopped with the third and fourth fingers: therefore the Rule will hold in my opinion, whether two Ds being in one stop haue no other Letter betwixt them; or haue one Letter or more betwixt them: yet thus that the D on the lesse strings be stopped with the fourth finger, and the D on the great strings, with the third finger: and if happily three Ds come together, you may for the most part vse the second, third and fourth fingers, or lay your finger crosse the Fret, as those stops which goe before or follow will beare it: of this Rule let this also be an example.



## Necessarie Obseruations

The same order you may keepe in the lower Frets, onely in them for the most part (and very often) wee vscto lay the finger crosse the Fret for more easinesse.

Of Holding.

Therefore I will now speake of holding the fingers vpon a string, which is in this part very necessary: because nothing is more sweete, then when those parts (the mothers of *Harmonie*) are rightly combined, which cannot be if the fingers be sodainely taken from the strings: for that voyce perisheth sodainely, when the stopping thereof is ended. And besides, nothing is more vncōmely, then to haue the left hand moued vp and downe often, and by that meanes to occasion too much motion of the arme, which is with all care to be auoided. Besides, by staying the fingers on a string you shall so easily run vp and downe vpon the necke of your *LUTE* at your pleasure, that the very handling of it, (after a little labour and time patiently borne) will be no more troublesome to you then a pleasant walk. Therefore keepe your fingers in what strings you strike, (especially when you strike the Base) whilest the other fingers are stopping other stops, and remouethem not till another Note come, which doth immediately fall vpon another Base, or some other part. And if you may, hold the Base and the Treble together, if there be certaine middle Notes to be expressed: but if you may not for want of more fingers, take away that finger for the most part which stops the Treble: for it were better that Note perish then a Base, Generally take this for a Rule, the fingers must not be taken from the strings, without it be necessary: yet take heed whilst you play Diminutions, that one Note giue place to another, and be not held with the Note following. Thus much for the staying of the fingers on a string, and of the vsage of the left hand, shall suffice for their vs which are meerey ignorant, to be slightly spoken, whereof one cannot deliuer such plaine and certaine precepts, as he may of the right hand, the vs whereof to my power I will now set downe.

For the vs of the right hand.

First, set your little finger on the belly of the *LUTE*, not towards the Rose, but a little lower, stretch out your Thombe with all the force you can, especially if thy Thombe be short, so that the other fingers may be carried in a manner of a fist, and let the Thombe be held higher then them, this in the beginning will be hard. Yet they which haue a short Thombe may imitate those which strike the strings with the Thombe vnder the other fingers, which though it be nothing so elegant, yet to them it will be more easie.

Now choosing one of these kindes, learne first to strike the strings more hard and cleare, whether they be one or more that are to be stricken: and that you may strike them with the right fingers, marke whether one string or more strings then one are to be stricken: if more then one, keepe this rule, let two strings which stand close together be stroken with the Thombe and fore-fingers: if two strings be distant one from another so that there be one or two strings betwixt them, strike them with the Thombe and middle finger: strike also three strings, with the Thombe, the fore-finger and middle finger: foure strings with all the other fingers (excepting the little finger,) if more be to be stroken (as oft there be) keeping the same order with your fingers, let the Thombe and the fore-finger strike each of them two strings, if so many be to be stroken.

To know how to strike single strings, being found amongst full stops.

Now that you may know with which finger you must strike those notes which are found alone without the Griffes, examine diligently the measure that each hath to it allotted, and if a letter be set immediatly after any Griff, which letter is of the same measure with the Griff, then when you haue played that Griff, you must needs begin the Note following with your fore-finger at all times, and afterwards vs the Thombe if you meet a third note, and so goe forwards by degrees, keeping such order with the Thombe and fore-finger, so that as long as you play in that measure you begin nothing with the thombe twise together, nor follow with the fore-finger twise together, till you come to a letter or Griff where the measure changes; which letter (if it were alone) must needs be stroke with the Thombe at all times. But if after the griffe you finde a Note which hath ouer it any change of time, then hauing played that Griff, begin the Note following with the Thombe, staying a while vpon the said Griff or Note going before, as the nature of the time shall require. Yet failes that rule when the time going before hath a pricke put to it: for then it must be precisely obserued, that after (which hath a pricke adioyned) the Note following though it be measured with a new measure, must be strooke with the fore-finger, and the


other

## belonging to Lute-playing.

other notes with the thombe and fore-finger, one after another. Yet is ther an exception in this exception: for when you finde a Griffe measured with a pricke, as for example  $\Gamma$  and there follow it many Notes, the first whereof is  $\text{B}$ , or if you meet with such a one  $\text{F}$  and after it such a one  $\text{B}$ , although the measure with a pricke doe goe before, yet must that which followes, contrarie to this rule, begin with the Thombe. For example of this Rule and other things which I have formerly propounded, let this suffice: for the better vnderstanding whereof, note that the letters which you shall finde without a pricke added to them, must be stroked with the right hand Thombe: those which haue a pricke set by them or vnder them, with the fore-finger, the other numbers doe shew the application of other letters played together: the number of 2. signifieth the middle finger: the number of 3. the next finger.

Wherefore the numbers before the letters signifieth.


### The Example of the first Rule.



### Example of the second Rule. Example of the third Rule. Example of the fourth Rule.



### An Example of an exception from the fourth Rule.



These things being well obserued, know that the two first fingers may be vsed in Diminutions very well instead of the Thombe and the fore-finger, if they be placed with some Bases, so that the middle finger be in place of the Thombe, which Thombe whilst it is occupied in striking at least the Bases, both the hands will be graced, and that vnmanly motion of the Arme (which many cannot so well auoide) shall be shunned. But if with the said Diminutions there be not set Bases which are to be stopped, I will not counsell you to vs the two first fingers, but rather the Thombe and the fore-finger: neither will I wish you to vs the two fore fingers, if you be to proceede (that is to runne) into the fourth, fifth or sixth string with Diminutions set also with some parts. Besides you shall know that low letters placed in the Bases, from the fourth *Chorus* to the ninth, if they be noted with this time  $\text{F}$  may more fitly, nay mult all be strooke with the Thombe, and most commonly so they are stroken, although this time  $\text{B}$  be put to them, as you shall more easily see in the example following:

Of playing with the two fingers.

A good Note.




## Necessarie Obseruations

I could wish you take as much paines in marking the Measures, as in the other former rules, especially if you be a beginner be not too hattie in handling the *L V T S*, for I dare promise you faithfully and without deceit, that nothing is more fit to second this businesse then patience in the beginning: for nothing can be gotten in an instant, and you must not thinke to play your lessons presently at first sight, for that is impossible. Wherefore take no other care but onely to strike all the Griffes and Notes that are in the middle betwixt them well and plainly, though slowly: for within a while, whether you will or no, you will get a habit of swiftnesse. Neither can you get that cleere expressing of Notes, vntlesse you doe vse your selfe to that in the beginning: which cleane deliuey euery man that fauours Musicke, doth farre preferre before all the swiftnesse and vnreasonable noyse that can be. This more I will tell you, you must be carefull when you beginne to learne to carry your body comely, and the right hand stedely. Some there be that binde their right hand with a napkin or girdle whilst they play vpon the *L V T S*, that they may seeme to moue nothing but their fingers & ioynts, which you must vse so that in running they may seeme scarcely to be moued: in like sort must you vse the Thombe and the fore-finger.

You should haue some rules for the sweet relishes and shakes if they could be expressed here, as they are on the *L V T S*: but seeing they cannot by speech or writing be expressed, thou wert best to imitate some cunning player, or get them by thine owne practise, onely take heed, least in making too many shakes thou hinder the perfection of the Notes. In somme, if you affect biting sounds, as some men call them, which may very well be vsed, yet vse them not in your running, and vse them not at all but when you iudgethem decent.

Take this for a farewell: that this diuine Art, which at this time is by so great men followed, ought to be vsed by thee with that great gracefulness which is fit for learned men to vse, and with a kinde of maiestic: yea, so that thou haue any skill in it be not ashamed at the request of honest friends to shew thy cunning: but if thou chancest to get an habit of perfection, prophane not the Goddesse, with making thy selfe cheape for a sleight gaine.

I haue set downe no rules for transposing out of Musicke to the Scale of the *L V T S*, because you haue that deliuered in the most elegant field of *Emanuel Adrianus*, an excellent Musitian, and in many other Bookes. Therefore take in good part this one Methode of practising on the *L V T S* howsoeuer it be: composed in such sort as an ingenious man, and one that professeth another Art could attayne vnto: receiue it I say with as kinde a heart as I offer it with, and so I shall be ready hereafter to furnish thee with some other worke of mine owne more serious. *Farewell.*



# OTHER NECESSARY

## Observations belonging to the *LUTE*,

By *JOHN DOVLAND*, Batcheler of Musicke.

*For Chusing of Lute-strings.*



When wee take in hand to instruct or teach a man on the *LUTE*, wee doe suppose that hee knoweth before (be hee neuer so rude) what a String, a Fret, a Stop, a Stroke, &c. meaneth: therefore it were not conuenient for a Teacher to stand vpon euery small point and matter that may be thought appertayning to the Art of *Lute-playing*, but to leaue and let passe ouer some things, as apparant of themselves, or easie to be discerned of euery learner, by Nature, Sense, Reason, or common Experience, and therefore we will onely entreat and giue resolution of those things which are most needfull: of which chusing of *Lute-strings* is not the least. Ordinarily therefore wee choose *Lute-strings* by the freshnesse, or new making: the which appeares vnto vs by their cleere and oylinesse, as they lye in the Boxe or bundle; yet herein we are often deceiued, for Oyle at any time will make strings looke cleere, and therefore this tricke is too commonly vsed to them when they are old.

Now because Trebles are the principall strings wee neede to get, choose them of a faire and cleere whitish gray, or ash-colour, and take one of the knots in your hand, but let it not be too small, for those giue no sound, besides they will be either rotten for lacke of substance, or extreame fille. Also open the boutes of one of the ends of the Knot, and then hold it vp against the light, and looke that it be round and smooth: but if you discern it to be curlic, as the thread of a curled Cypris, or horse hayre, (which you may as well seele as see) then refuse them, although they be both cleere and strong, because those strings were not well twisted, and therefore will neuer be true on the Instrument. For trying the strength of these strings, some doe set the top of their fore or middle finger on one of the ends of the Knot, which if they finde stiffe, they hold them then as goods; but if it bend as wee say, through a dankish weakenesse, then they are not strong. Some againe doe take the end of the string between their teeth, and they plucke it, and thereby if it breake asfeld at the end, then it is strong, but if it breake stubbed then it is weak. This Rule also is houlden for the breaking of a string betweene the hands. The bet way, is to plucke out an end of the string (if the seller will suffer you, if hee will not assure your selfe that those strings which hee sheweth you are old or mingled,) and then looke for the cleer nesse and faults before spoken, as also for safeling with litle hayres. And againe looke amongst the boutes, at one end of the Knot, that the string be not parted, I meane one peece great and another small, then draw it hard betweene your hands, to try the strength, which done, hold it vp againe against the light betweene your hands, and marke whether it be cleere as before; if it be not but looke muddie, as a browne thread, such strings are old, and haue beene rubbed ouer with oyle to make them cleere. This choosing of strings is not alone for Trebles, but also for small and great Meanes: greater strings though they beould are better to be borne withall, so the colour be good, but if they be fresh and new they will be cleere against the light, though their colour be blackish.

Now againe some old strings will hould well the stretching betweene your hands, yet when you set them on the Instrument they will sticke, (and rise by starts) in the Nut, and there breake, euen in the tuning: the best remedy when the strings sticke so, is to rub the

## Necessarie Obseruations

little nicks of the Nut, (in which the string slides) with a little Oyle, Waxe, or black lead. If you desire to chooſe strings that are not false, that the maker cannot promise you; but there is a rule for the knowledge thereof by sight after the string is drawn out, which being it is so ordinarie and so well knowne, I hold it not fit to trouble you with the relation. Some strings there are which are coloured, out of which chooſe the lightest colours, viz. among Greene chooſe the Sea-water, of Red the Carnation, and of Blew the Watchet.

Now these strings as they are of two sorts, viz. Great and Small: so either sort is packt vp in sundry kindes, to wit, the one sort of smaller strings (which come from Rome and other parts of Italy) are bound vp by certaine Dozens in bundels; these are very good if they be new, if not, their strength doth soone decay: the other sort are packt vp in Boxes, and come out of Germany: of these, those strings which come from *Monnekim* and *Mildorpe*, are and continue the best. Likewise there is a kinde of strings of a more fuller and larger sort then ordinarie (which we call *Gansars*.) These strings for the sizes of the great and small Meanes, are very good, but the Trebles are not strong. Yet also there is another sort of the smaller strings, which are made at *Liuornia* in *Tuscanie*: these strings are rolled vp round together, as if they were a companie of horse hayres. These are good if they be new, but they are but halfe Knots. Note there is some store of these come hither lately, and are here made vp, and passe for whole Knots. For the greater sorts or Base strings, some are made at *Nurenburge*, and also at *Straesburge*, and bound vp onely in knots like other strings. These strings are excellent, if they be new, if not, they fall out starke false. The best strings of this kinde are double knots ioynd together, and are made at *Bologna* in *Lumbardie*, and from thence are sent to *Venice*: from which place they are transported to the Martes, and therefore commonly called *Venice* Catlines. The best time for the Marchant is to provide his strings at *Michaemas*, for then the string-makers bring their best strings which were made in the Summer to *Frankford*, and *Lypzig* Martes. Contrarily at Easter they bring their Winter strings, which are not so good.

---

### Of setting the right sizes of Strings vpon the Lute.

---

FOR the well ordering and setting on the right sizes of strings vpon the Lute, the senses of Seeing and Feeling is required. Wherefore first haue consideration to the greatnesse or smalnesse of the Instrument, and thereby proportionably size your strings, appointing for the bigger Lute the greater strings, and for the lesser Lute the smaller strings, which being so thought on, first set on your Trebles, which must be strayned neither too stiffe nor too slacke, but of such a reasonable height that they may deliuer a pleasant sound, and also (as Musitions call it) play too and fro after the strokes thereon. Secondly, set on your Bases, in that place which you call the sixth string, or *vt*: these Bases must be both of one bignes, yet it hath bene a generall custome (although not so much vsed any where as here in England) to set a small and a great string together, but amongst learned Musitions that custome is left, as irregular to the rules of Musicke. But to our purpose: these double Bases likewise must neither be stretched too hard, nor too weake, but that they may according to your feeling in striking with your Thombe and finger equally counterpoise the Trebles, yeelding from them a low or deepe sound, distant from the Trebles an Interuall called *Disdiapason*. Now the Base being ordered, proceede to the Tenor, which strings must be so much smaller then the Base, that they may reach a *Diatesaron* higher, that is, a fourth, or to say better, foure Notes higher: that being done, strike the Tenor with your Thombe, and the Treble with your fore-finger both together, and you shall heare them sound the Interuall *Diapason* cum *Diapente*. Thus as the sounds increase in height, so the strings must decrease in greatnesse. Likewise by the contrary, for those *Accefories*, which are the seauenth, eight and ninth string, &c. keeping the former counterpoise, as if they were equal things waighed in an euen Ballance.

Although it may be thought we doe not herein keepe a good *Decorum*, because our discourse is first of fretting the Lute, rather then of Tuning, which is most commonly vsed: yet for that we meane this to Schollers, and not Maisters (seeing both these things are so needefull) I haue rather chosn this subiect first, hoping: to make the easier induction to Tuning: which part is not the least, and of most desired, because between Fretting and Tuning there is *Symphonie* by *Antiphonie*, that is to say, through the winding vp and letting downe of the strings, an Accord riseth from Discord, so as of contrary Notes is composed a sweet Tune, which doth concurre and after a sort of meeting together, bring forth by their agreement that sound which pleaseth the Eare. Wherefore as that famous Maister in Musicke *Andreas Ornithoparcus*, saith in lib. 1. cap. 3. of his *Micrologus*: a voyce is compact of a Key and a Syllable: euen so here the sounds on the Lute, by which a Tenor of Notes may be expressed) are compact of a stoppe and a stroke; whose distinction is shewed by Strings called of the auncient Musicians *Pithongos*, and also by Frets called *Nerui*, *Glarianus* lib. 1. *Dedochu*. Now these frets of late yeeres were but seauen in number, as witnesseth *Hans Gerle* Lutenist, Citizen and Lute-maker of *Nurenburge*, (for so he stileth himselfe in his booke of *Tableture*, printed 1533.) and so the seauenth fret (according to the Monochord in the Diatonike order) rested vpon the *Diapente*. Yet presently after there was added an eight fret: for my selfe was borne but thirty yeeres after *Hans Gerles* booke was printed, and all the Lutes which I can remember vsed eight frets, and so ended at the *Semitonium cum Diapente*.

But yet as *Plautus* saith, Nature thirsting after knowledge, is alwayes desirous to inuent and seeke more, by the wittie conceit (which I haue seene, and not altogether to be disallowed) of our most famous countriman *M. Mathias Myson* Lutenist, and one of the Groomes of his Maiesties most honourable Priuie Chamber, (as it hath ben told me,) inuented three frets more, the which were made of wood, and glued vpon the belly, and from thence about some few yeeres after, by the French Nation, the neckes of the Lutes were lengthned, and thereby increased two frets more, so as all those Lutes which are most receiued and disired, are of tenne frets. Now to place these frets aright, whereby wee may make vse of these various sounds by them caused, there is two wayes: the one is the deeuine sense of Hearing, which those that be skillfull doe most vse, and according to the opinion of the *Stoicks*, is a Spirit reaching from the Vnderstanding to the Eares, and thereby (after the Instrument is tuned open) doe set them in their order; yet as *Calusius* in *de initio & progressu Musicis* saith, the sense of Hearing of all others deceiueth most, and cannot discern and iudge of the sounds in the smaller Intervals. To this agreeth *Valla Placentinus* in lib. 2. cap. 3. of his Musicke, wherein hee writeth that those sounds must be censured and pondered with naturall Instruments, and not by the Eares, whose iudgement is dull, but by wit and reason.

Now the certaintie thereof was first found out (as *Petrus Comester* in *Historia Scholastica* saith) by *Tubals* waighing of his brother *Tubals* Hammers: but most Authors attribute this vnto *Pithagoras*, (the sonne of *Mnesarchus* a Samian borne) the first author of the name of Philosophie, who flourished in the time of *Cambices* king of Persia, seauenty yeeres after the captiuitie of Babilon ended: when *Tarquinius Superbus* the last King of the Romaines raigned: more then fixe hundred yeeres after the destruction of Troy; and fiftie hundred yeeres before the birth of Christ, and the manner of it was thus, *Pithagoras* searching after a certaine distance of Intervals, lest the iudgement of the Eares, and went to the rules of Reason: for hee would not giue credit to mans Eares, which are changed partly by Nature, partly by outward accidents: as for example, let a companie of Lutenists, Violists, &c. which be skillfull, play each after other, and you see euery one as the Instrument cometh to him, Tune according to the iudgement of his owne Eare. Besides, *Pithagoras* was giuen to no Instruments, amongst which commonly there groweth much varietie and

## Necessarie Obseruations

vncertaintie, being that euen now if you will regard the strings, the Ayre being moyst dulles their sound, or dry, makes them dry, or by some other accident doth change the state of their former consancie. Now being all other Instruments were subiect to the same, hee accounting all these things to be of no waight nor truth, did with great toyle studie a long time how hee might learne the firme and constant course of Concords. Meane while (as God would haue it) passing by the Smith shops, hee heard the beating of their Hammers, and that of diuers founds there was as it were one consent. Wherefore amazed at this, hee set to that worke which he had long intended, and pondering long thought that the strength of the strikers did make the diuersitie of the founds: which that it might be more euident vnto him, hee had them change hammers, but the proprietie of the founds was not in the Armes of the strikers, but in the hammers which were changed: wherefore marking that, hee takes the waight of the hammers, and being by chance there fise hammers, they were found to be duple in waight, which answered themselues, according to the concord of a *Diapason*, and that which was duple to the least, hee found to be a *Sesquitertia* to another, to whom it founded a *Diatessaron*. And againe hee found that the same duple was a *Sesquialter* to that, with which it was ioyned in a *Diapente* concord. Now those two, to whom the former duple was proued to be a *Sesquitercius* and *Sesquialter*, were found to keepe a *Sesquioctaua* proportion one with another betwixt themselues: and the fift hammer which was a discord to all of them was reiected. Whereas therefore before *Pithagoras* his time, the Musicall concords were called partly *Diapason*, partly *Diapente*, and partly *Diatessaron*, which was thought the least of all Concords. Wherefore *Pithagoras* was the first that by this meanes found out by what proportion this diuersitie of founds was ioyned together.

And to make that which is spoken more plaine, let there be for examples sake of hammers foure waights, which let be comprehended in the numbers vnder-written, 12. 9. 8. and 6. Those hammers which waigh 12. and 6. pounds, did strike a *Diapason*, or eight Concord in the duple: the hammer that waighed 12. to the hammer of 9. pound waight, and farther the hammer of 8. pound, to the hammer of 6. pound, according to the *Sesquitertia* proportion, were ioyned in a Concord of a fourth, or in a *Diatessaron*: then the 9. pound hammer to that of 6; and of 12. to 8. did mingle a fift or *Diapente*, in the *Sesquialtera* proportion. Againe, the hammer of 9. to that of 8. did found in a *Sesquioctaua* proportion. Wherefore returning backe againe from hence, and searching by manifold tryals, whether the whole nature of Concords did consist in these proportions, and so fitting the waights (which answered the late found proportions) to strings, hee iudged of their Concords by his Eare. Then ouerseeing the doublenesse and halfe of the strings length, and fitting the other proportions, hee gat a most true rule out of his manifold experience, and was exceedingly ioyed that hee had found that which in all things answered with the truth: hitherto are *Boetius* his words.

Thus the Interualls being found out by waight and number, wee will endeavour to set them downe by measure: whereby the ignorant may perceiue by this vndiuided Trinitie, that the finger of God framed Musicke, when his Word made the World. Wherefore take a thinne flat ruler of whitish woode, and make it iust as long and straight as from the inward side of the Nut to the inward side of the Bridge, then note that end which you meane to the Bridgewith some small marke, and the other end with the letter *A*, because you may know which belongeth to the one and to the other: then lay the ruler vpon a Table, and take a payre of compasses and seeke out the iust middle of the Ruler: that note with a pricke, and set the letter *N*. vpon it, which is a *Diapason* from the *A*. as appeareth by the striking of the string open. Secondly, part the distances from *N*. to *D*. in three parts, then the first part giues you the seauenth fret from the Nut, making a *Diapente*: in that place also set a pricke, and vpon it the letter *H*. Thirdly, deuide the distance from the letter *H*. to the letter *A*. in eleauen parts: two of which parts from *A*. giues the first fret, note that with a pricke, and set the letter *B*. thereon, which maketh a *Semitone*. Fourthly, diuide the distance from *H*. to the letter *A*. in three parts, one of which parts from *A*. vponward sheweth the second fret, note that with a pricke, and set the letter *C*. vpon it, which maketh a whole

## belonging to Lute-playing.

Tone from *A*. Fifthly, diuide the distance from *N*. to *A*. into two parts, there the first part sheweth you the first fret, founding a *Diatessaron*: in that place also set a pricke, and vpon it the letter *F*. The sixt fret which is a *G*. must be placed iust in the middelt betwixt *F*. and *H*. which maketh a *Semidiapente*. Seuenthly, diuide the distance from the letter *B*. to *A*. in three parts, which being done, measure from the *B*. vpwards foure times and an halfe, and that will giue you the third fret, founding a *Semititone*: mark that also with a pricke, & set thereon the letter *D*. then set the fourth fret iust in the middle, the which will be a perfect *ditone*: then take one third part from *B*. to the Bridge, and that third part from *B*. maketh *L*. which foundeth *Semitonium* cum *Diapente*, then take a third part from the Bridge to *C*. and that third part maketh *E*. which foundeth *Tonus* cum *diapente*, or an *Hexachordo maior*. Then take one third part from *D*. to the Bridge, and that third part from *D*. maketh *L*. which foundeth *Ditonus* cum *Diapente*. Now take your *L v r e*, and lay it vpon a Table vpright, and set the Ruler edgewise, betweene the nut and the bridge, and thereby set little marks vpon the necke of the Instrument euen with those on the ruler, because those are the places on which your frets must stand.

Thus haue you the perfect placing of your ten frets, which taketh away that scruple by which many are deceiued, when they say the frets are false. Note here also, wee doe not try the frets, as wee trie the strings: but (now knowing their places) size them rightly, for which any kinde of string will serue, I mean whether they be true or false, new or old, onely take heed that you set not a great fret where a small one should be, & so by contrary: for euery fret doth serue as a *Magide*: therefore doe this; let the two first frets neereit the head of the Instrument (being the greatest) be of the size of your Countertenor, then the third and fourth frets must be of the size of your great Meanes: the fifth and sixt frets of the size of your small Meanes: and all the rest sized with Trebles. These rules serue also for Viols, or any other kinde of Instrument whereon frets are tyed.

---

### Of Tuning the Lute.

---

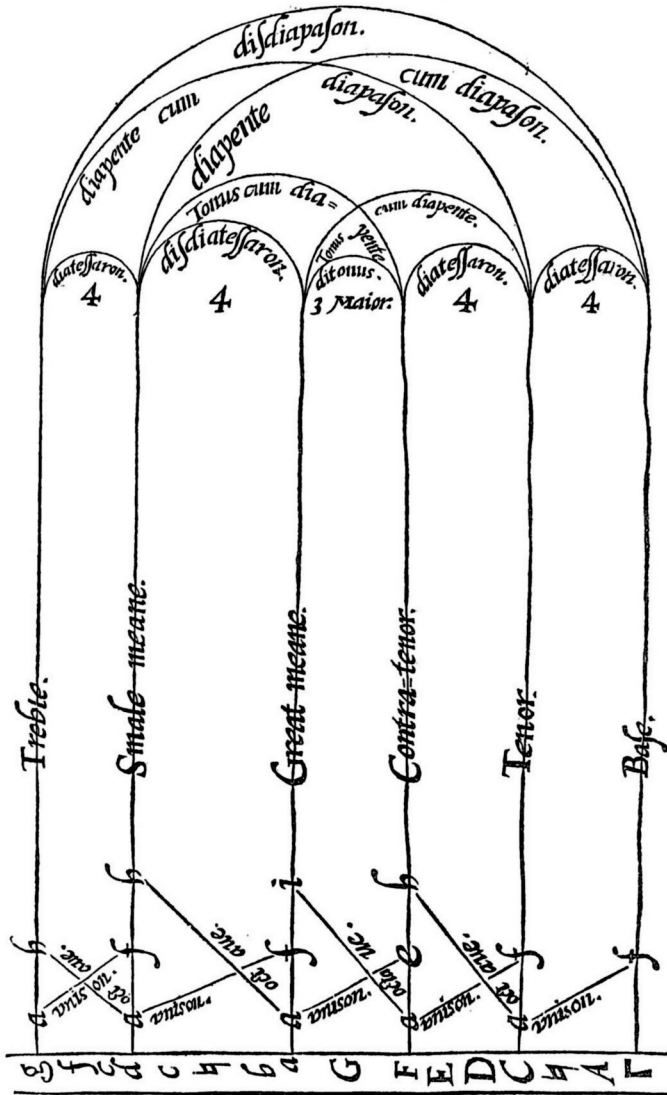
BEING there is such Symphonie by Antiphonie, which proceedeth through the winding vp and letting down of the strings, as is aboue said, and therein affirmed by *Plutarch*, to be one kinde of wisdom, which (saith he) is called *M v s i c k e*. I wish those who assume vnto themselves the name of Maister, (by instructing of others) to provide and continue out some good and necessary rules for the tuning of the *L v r e*, not onely for their owne ease, but also for the Scholers present good, because it is most needfull. Againe, though the Maister be neuer so diligent, painefull, and industrious, yet three things are required in the Scholer, necessary for the obtaining thereof, *viz.* Nature, Reason, and Vle: because this Harmony dependeth of Science and humane Art, which the vnderstanding retaineth by Musificall habit. And from hence it is, that in *M v s i c k e* not onely the sense, but also vnderstanding is weakened. Wherefore I exhort all Practitioners on this Instrument to the learning of their Pricke-song, also to vnderstand the Elements and Principles of that knowledge, as an especiall great helpe, and excellent worker in this Science, and soone attained, if the Teacher be skilfull to instruct aright: for which purpose I did lately set forth the Worke of that most learned *Andreas Ornithoparcus* his *Micrologus*, in the English tongue. Also the duty of the Lute-master is to teach them the *r v t* vpon the Instrument, that thereby they may both discern those degrees which are continually, and also those discreet Interualls, which belong to the tuning of an Instrument. Now this intellect appeareth vnto vs commonly by the subtil sense of Hearing (which is of so great price, that *Plotinus*, the chiefe of the Platonicall familie, maketh it like the beautie of the Soule.) For which cause, some haue set forth Rules to approue the agreement of Concords by Vnisons and Octaues, which indeede is true, when the Instrument is tuned, but by what order those strings must be let vp or downe, to shew the finding out thereof, I haue not seene declared by any. Therefore according to mine

## Necessarie Obseruations

mine owne experience : first, let the Scholer practise to set every one of the paires in an vnison, which being well vnderstood : Secondly, let him tune his Bases and one of his Tenors in the Vnison : Thirdly, let him raise the sounds of the Base, by stopping thereon, and then make the Tenor sound open, to that sound which was stopt in the Base : this rule must be followed betweene the Base and the Tenor vntill the Tenor be in the *Vnison* with the Base in the letter *F* : and then tune both the Tenors together, but, suppose you haue tuned your Tenor too high, then you shall finde it in some of those places about the *F*, as in *G, H, &c.* Wherefore let it downe againe to *F*. This same course must be kept through out, onely excepting between the Contratenor and the great Meane, in which the same course about said must be vsed, that the great Meane may be in the *Vnison* with *E* in the Contratenor, and so by this vse the *L v r a* being tuned, you shall heare these Interuals or spaces in the table vnderneath, and very quickly learne to tune the *L v r a* by your eare, without stopping, and also place the frets according to the general custome.



belonging to Lute-playing.



# Fantafics for the Lute.

Composed by the most famous *Diomedes* of Venice: Lutenist to the high and mightie  
*Sigismundus*, 2<sup>d</sup>. King of Poland.

*Fantafic.*  
I

The score is written in a form of lute tablature, using letters (a, b, c, d, e, f, g) and rhythmic symbols (vertical lines with flags) to represent fret positions and timing. The piece is labeled "Fantafic. I" and is attributed to Diomedes of Venice, lutenist to King Sigismundus II Augustus of Poland.

# Fantasies for the Lute.

The image displays a handwritten musical score for lute, organized into 14 horizontal staves. Each staff begins with a specific rhythmic or melodic figure, often enclosed in a box or with a unique symbol above it. The notation includes various note values, rests, and accidentals, typical of early manuscript notation. The music is written on a five-line staff, with some staves showing multiple lines of music. The overall style is that of a historical manuscript, likely from the 16th or 17th century.

# Fantasies for the Lute.

Composed by the most famous, the KNIGHT of the Lute.

*Fantasia.*  
2

The image displays a handwritten musical score for a lute fantasy. It consists of a single melodic line written on a five-line staff. Below the staff is a lute tablature, which uses letters (a, b, c, d, e, f) to indicate fret positions on the strings. The score is organized into measures by vertical bar lines. Above the staff, there are various rhythmic and articulation markings, including vertical strokes, slanted lines, and letters like 'f' and 'a'. The notation is dense and characteristic of early modern lute music. The piece is titled 'Fantasia' and is numbered '2'. The composer is identified as 'the most famous, the KNIGHT of the Lute.' The score is written in a cursive, handwritten style.

# Fantasia for the Lute.

First system of musical notation for the Lute Fantasia, showing a treble clef and a key signature of one flat. The notation includes various rhythmic values and accidentals.

Composed by the most famous *Jacobus Reis* of Augusta: Lutenist to the most mightie and victorious *Henricus 4.* French King.

Fantasia.

3

Main body of the musical score, consisting of multiple systems of notation with various rhythmic and melodic patterns. The notation includes a variety of note values, rests, and accidentals, typical of early lute tablature notation.

# Fantaisies for the Lute.

Handwritten musical notation for a lute piece, consisting of three systems of staves. Each system contains a treble clef staff with notes and a lute tablature staff with letters (a, b, c, d, e, f) and numbers (1-6) indicating fret positions. The notation is dense and characteristic of early printed lute music.

Composed by the most famous and diuine *Laurencini* of Rome.

*Fantasia.*  
+

Handwritten musical notation for a lute piece titled "Fantasia". It consists of seven systems of staves, each with a treble clef staff and a lute tablature staff. The notation includes various rhythmic values and fret positions, typical of the style.

# Fantasies for the Lute.

A musical score for lute, consisting of ten systems of two staves each. The notation is highly rhythmic and technical, featuring many accidentals and dynamic markings such as 'ff' and 'f'. The piece concludes with a double bar line and a repeat sign.

Composed by the most Artificial and famous, *Alfonso Ferrabesco* of Bologna.

*Fantasia.*  
5

A musical score for lute, consisting of two systems of two staves each. The notation is highly rhythmic and technical, featuring many accidentals and dynamic markings such as 'ff' and 'f'. The piece concludes with a double bar line and a repeat sign.

# Fantasies for the Lute.

This image displays a handwritten musical score for lute, organized into ten systems. Each system consists of two staves. The notation is a form of lute tablature, where letters (a, b, c, d, e, f, g) are placed on or below the staff lines to indicate fret positions. Rhythmic values are represented by stems with flags, and dynamic markings such as 'f' (forte) and 'p' (piano) are used throughout. The score is densely written, with many notes and accidentals (sharps and flats) interspersed with the tablature letters. The overall style is characteristic of early printed or handwritten lute music from the 16th or 17th century.

# Fantasies for the Lute.

Composed by the most famous *Gregorio Humet* of Antwerpe: Lutenist to the most high and mightie *Henricus Julius*, Duke of Brunswicke, &c.

*Fantasia.*  
s

The musical score consists of ten systems of six-line staves. Each system contains several measures of music, separated by vertical bar lines. The notation is a form of lute tablature, using letters (a, b, c, d, e, f, g) and rhythmic symbols (vertical lines with flags) placed on the lines of the staff. Above the staves, there are various lute-specific symbols, including pairs of vertical lines and stylized letters like 'P', 'B', and 'T'. The score is organized into measures by vertical bar lines. The notation is dense and characteristic of early modern lute manuscripts.

Fantasies for the Lute.

This image shows a handwritten musical score for lute, consisting of ten systems of staves. Each system typically contains three staves: a top staff with rhythmic notation (vertical lines and flags), a middle staff with tablature (letters a, b, c, d, e, f, g), and a bottom staff with rhythmic notation. The notation is dense and characteristic of early printed or manuscript lute music. The piece concludes with a double bar line and repeat signs at the end of the final system.



# Fantasies for the Lute.

Handwritten musical notation on a five-line staff. The notation consists of letters (a, b, c, d, e, f, g) placed on the lines and spaces. Above the staff, there are several groups of letters: *P P P*, *P P*, *P P P*, *P P*, and *P*. The letters are arranged in a sequence across the staff, with some letters appearing on multiple lines.

Handwritten musical notation on a five-line staff. The notation consists of letters (a, b, c, d, e, f, g) placed on the lines and spaces. Above the staff, there are several groups of letters: *P*, *e f e a r*, *h a f e a r*, and *a*. The letters are arranged in a sequence across the staff, with some letters appearing on multiple lines.

Handwritten musical notation on a five-line staff. The notation consists of letters (a, b, c, d, e, f, g) placed on the lines and spaces. Above the staff, there are several groups of letters: *P*, *P P*, *P P*, *P P*, *P P*, *P P*, and *P*. The letters are arranged in a sequence across the staff, with some letters appearing on multiple lines.

Handwritten musical notation on a five-line staff. The notation consists of letters (a, b, c, d, e, f, g) placed on the lines and spaces. Above the staff, there are several groups of letters: *P*, *P P*, *P P*, *P P*, *P P*, and *P P*. The letters are arranged in a sequence across the staff, with some letters appearing on multiple lines.

Handwritten musical notation on a five-line staff. The notation consists of letters (a, b, c, d, e, f, g) placed on the lines and spaces. Above the staff, there are several groups of letters: *P P P*. The letters are arranged in a sequence across the staff, with some letters appearing on multiple lines.

Handwritten musical notation on a five-line staff. The notation consists of letters (a, b, c, d, e, f, g) placed on the lines and spaces. Above the staff, there are several groups of letters: *P*. The letters are arranged in a sequence across the staff, with some letters appearing on multiple lines.

Handwritten musical notation on a five-line staff. The notation consists of letters (a, b, c, d, e, f, g) placed on the lines and spaces. Above the staff, there are several groups of letters: *P*. The letters are arranged in a sequence across the staff, with some letters appearing on multiple lines.

Handwritten musical notation on a five-line staff. The notation consists of letters (a, b, c, d, e, f, g) placed on the lines and spaces. Above the staff, there are several groups of letters: *P*. The letters are arranged in a sequence across the staff, with some letters appearing on multiple lines.

Handwritten musical notation on a five-line staff. The notation consists of letters (a, b, c, d, e, f, g) placed on the lines and spaces. Above the staff, there are several groups of letters: *P P*, *P P P*, *P P*, *P P*, and *P P*. The letters are arranged in a sequence across the staff, with some letters appearing on multiple lines.



# Paains for the Lute.

Here beginneth the Paains: of which the first was made by the most magnificent and famous Prince  
*Mauritius*, Landgraue of Hessen, and from him sent to my Father, with this inscription  
following, and written with his GRACES owne hand:

*Mauritius Landgrauius Hesiæ fecit in honorem Ioanni Doulandi Anglorum Orphei.*

*PAIN.*  
1

# Pauns for the Lute.

This image shows a handwritten musical score for lute, titled "Pauns for the Lute." The score is written on 12 systems of staves. Each system consists of a single staff with notes and tablature. The notation includes various rhythmic values (such as minims, crotchets, and quavers) and accidentals (sharps, flats, and naturals). The tablature is written in a traditional style, using letters (a, b, c, d, e, f, g) to represent fret positions on the strings. The score is organized into measures, with bar lines indicating the end of each measure. The handwriting is clear and legible, typical of a personal manuscript.





# Pavins for the Lute.

Composed by the right perfect Musition *Daniell Batchelar* : one of the Groomes  
of her Maiesties Priuie Chamber.

*Pavin.*

4

The musical score is written on ten systems, each consisting of two staves. The notation is a form of early lute tablature, using letters (a, b, c, d, e, f, g) and rhythmic flags to represent fret positions and durations. The piece begins with a treble clef and a common time signature (C). The notation includes various musical symbols such as 'f' (forte), 'ff' (fortissimo), and 't' (trill). The score is divided into measures by vertical bar lines, and the overall structure is organized into ten systems of two staves each. The piece is titled 'Pavins for the Lute' and is composed by Daniell Batchelar, one of the Groomes of her Maiesties Priuie Chamber.

# Pauns for the Lute.

The image displays a handwritten musical score for lute, organized into ten systems. Each system consists of a single staff with notes and tablature. The notation includes various rhythmic values (e.g., minims, crotchets, quavers) and accidentals (sharps, flats, naturals). The tablature is written as letters (a, b, c, d, e, f, g) on a six-line staff, indicating fret positions. The score is written in a historical style, likely from the 16th or 17th century. The piece concludes with a double bar line and a repeat sign.

# Pavins for the Lute.

Composed by *John Dowland* Batcheler of Muficke.

*Pavin.*

5

Sir *John Langton*  
his Pavin.

The musical score is written on a single staff with a 5/8 time signature. It features rhythmic flags above the notes and various accidentals (sharps, flats, naturals). The notation is dense and characteristic of early modern lute tablature notation. The piece is titled "Pavin" and is attributed to Sir John Langton, composed by John Dowland. The score is divided into 11 systems, each containing a single staff of music. The notation includes rhythmic flags above the notes and various accidentals (sharps, flats, naturals). The piece is in a 5/8 time signature. The notation is dense and characteristic of early modern lute tablature notation.



# Pauins for the Lute.

Handwritten musical score for Lute, consisting of four systems of two staves each. The notation includes rhythmic flags and various note values.

Composed by the most Artificiall and famous *Alfonso Ferrabesco* of Bologna.

*Pauin.*  
6

Handwritten musical score for Lute, consisting of four systems of two staves each. The notation includes rhythmic flags and various note values.

# Paains for the Lute.

This image shows a handwritten musical score for lute, titled "Paains for the Lute." The score is organized into ten systems, each consisting of two staves. The notation is a form of lute tablature, where letters (a, b, c, d, e, f, g) represent fret positions on the strings. Above the staves, there are various symbols, including vertical lines and brackets, which likely indicate specific lute techniques or stringings. The music is written in a single system, with each system containing two staves. The notation includes rhythmic values (such as minims, crotchets, and quavers) and accidentals (sharps, flats, and naturals). The overall style is that of a historical manuscript, with clear handwriting and a structured layout.

# Pavins for the Lute.

Composed by Robert Donland.

Pavin.  
7

Sir Tho. Monson  
his Pavin.

The musical score is written on 11 systems, each containing two staves (treble and bass). The notation is a form of lute tablature, using letters (a, b, c, d, e, f, g) to represent fret positions on the strings. Above the letters, rhythmic values are indicated by vertical stems and flags. The piece is titled 'Pavin' and is attributed to Sir Tho. Monson. The composer is Robert Donland. The score is a 7-measure piece, as indicated by the '7' in the title.

# Paains for the Lute.

The image shows a handwritten musical score for lute, titled "Paains for the Lute." The score is written on 11 systems, each consisting of two staves. The notation is a form of lute tablature, using letters (a, b, c, d, e, f) to represent fret positions on the strings. Above the letters, rhythmic values are indicated by vertical stems and flags, often accompanied by 'P' (pizzicato) or 'f' (fingered) symbols. The music is organized into measures by vertical bar lines. The notation is dense and characteristic of early printed lute tablature.

Here endeth the Paains.

# Galliards for the Lute.

Here beginneth the Galliards: the first whereof is commonly knowne by the name of the most high and mightie *Christians* the fourth King of Denmarke, his Galliard.

Galliard.

The score consists of ten systems, each with a single melodic line on a six-line staff. The notation includes rhythmic flags and stems, and notes are represented by letters: a, b, c, d, e, f, g, h. Above the notes are various rhythmic symbols, including vertical lines, flags, and groups of letters. The first system is labeled 'Galliard.' and has a small '1' below it. The notation is characteristic of early printed music for lute.

# Galliards for the Lute.

The image shows a handwritten musical score for a Galliard for the Lute. It consists of ten systems, each with a six-line staff. The notation includes notes, rests, and lute tablature (letters a, b, c, d, e, f, g). The score is written in a historical style, likely from a manuscript. The piece concludes with a double bar line and a signature.

Final, John Dowland,  
Bachelor of Musick.



# Galliards for the Lute.

The Right Honourable *Robert* Earle of Essex, high Marshall of England, his Galliard.

Galliard  
3

The musical score is written on a grand staff with a treble clef and a bass clef. It begins with a treble clef and a 3/4 time signature. The notation includes rhythmic values such as minims, crotchets, and quavers, along with various ornaments and lute-specific symbols like 'f' (fingerings) and 'r' (rhythmic figures). The piece is divided into several systems, each containing two staves. The notation is dense and characteristic of early modern lute tablature notation.

# Galliards for the Lute.

The Right Honourable *Ferdinando* Earle of Darby, his Galliard.

Galliard.  
4

Finis, John  
Dowland,  
Batcheler  
of Musick.

# Galliards for the Lute.

The Right Honourable the Lady *Rich*, her Galliard.

Galliard.

5

First system of musical notation for the Galliard, featuring a treble clef and a common time signature. The notation includes rhythmic flags and various note values (quarter, eighth, and sixteenth notes) with stems. The staff is divided into measures by vertical bar lines.

Second system of musical notation, continuing the piece with similar rhythmic patterns and note values.

Third system of musical notation, showing a continuation of the melodic and rhythmic lines.

Fourth system of musical notation, featuring a variety of note values and stems.

Fifth system of musical notation, continuing the piece with rhythmic flags and note values.

Sixth system of musical notation, showing a continuation of the melodic and rhythmic lines.

Seventh system of musical notation, featuring a variety of note values and stems.

Eighth system of musical notation, continuing the piece with rhythmic flags and note values.

Ninth system of musical notation, showing a continuation of the melodic and rhythmic lines.

# Galliards for the Lute.

The Right Honorable the Lady Cliftons Spirit.

Galliard.

6

The image displays a handwritten musical score for a lute galliard. It consists of ten systems, each with two staves. The notation is a form of lute tablature, using rhythmic flags and note heads to indicate fingerings and positions on the strings. Letters 'a', 'b', and 'r' are written above the notes, likely representing fret numbers or string identifiers. The score is arranged in a single column, with each system containing two staves. The overall style is that of a historical manuscript.

# Galliards for the Lute.

Finis,  
Robert Dowland.

## Sir Thomas Monson his Galliard.

Galliard.  
7

# Galliards for the Lute.

The image displays a handwritten musical score for a piece titled "Galliards for the Lute." The score is organized into ten systems, each consisting of two staves. The notation is a form of early modern musical shorthand, featuring rhythmic values (such as minims, crotchets, and quavers) and accidentals (sharps, flats, and naturals) placed above and below the notes. The first system begins with a treble clef and a key signature of one flat (B-flat). The notation is dense and characteristic of lute tablature or early printed music. The piece concludes with a double bar line at the end of the tenth system.

Here endeth the Galliards.

# Almaines for the Lute.

Here beginneth the Almaines: the first whereof is commonly knowne  
by the name of *Mounfiers* Almaine.

Almaine.

The musical score consists of ten systems, each with a rhythmic staff at the top and a letter-based staff below. The rhythmic notation uses vertical stems with flags to indicate note values. The letter-based notation uses letters (a, r, e, b, f, g) to represent notes on a six-stringed lute. The first system includes a circled 'C' on the left side of the letter staff. The notation is dense and characteristic of early printed music.

# Almaines for the Lute.

This image shows a handwritten musical score for a piece titled "Almaines for the Lute." The score is written on ten systems of five-line staves. Each system contains a single melodic line with various rhythmic values and accidentals. The notation includes notes with stems, beams, and flags, as well as rests and bar lines. The handwriting is in a historical style, and the paper shows signs of age with some staining and wear. The piece is a lute almain, a type of dance music popular in the 16th and 17th centuries.

# Almaines for the Lute.

This image shows a handwritten musical score for a piece titled "Almaines for the Lute." The score is written on ten systems of five-line staves. Each system contains a single melodic line with various rhythmic values and accidentals. The notation is characteristic of early modern lute tablature, using letters (a, b, c, d, e, f, g) to denote fret positions on the strings. The piece is divided into measures by vertical bar lines, and some systems begin with a double bar line and a repeat sign (two slanted lines). The handwriting is in black ink on aged paper.

# Almaines for the Lute.

Handwritten musical score for "Almaines for the Lute" by Daniel Bacheler. The score is written on 11 systems of two staves each. The notation includes rhythmic values (e.g., minims, crotchets, quavers), accidentals (sharps, flats, naturals), and various clefs. The piece concludes with a double bar line and the word "Finis." followed by the name "Daniell Bacheler."

# Almaines for the Lute.

Sir Henry Guilforde  
his Almaine.

The musical score is written on a single staff with a treble clef. It consists of 14 systems of music. Each system contains a single melodic line with various rhythmic values and accidentals. The notation is characteristic of early modern lute tablature notation, using letters (a, b, c, d, e, f, g) to represent fret positions on the strings. The piece concludes with a double bar line and a repeat sign.

# Almaines for the Lute.

The first of the  
Queenes Maikes.

A musical score for lute, consisting of six systems of two staves each. The notation includes rhythmic flags, stems, and various accidentals (sharps, flats, naturals). The piece is in a common time signature (C) and features a complex, rhythmic melody with many beamed notes. The first system begins with a treble clef and a common time signature. The piece concludes with a double bar line and repeat dots.

The second of the  
Queenes Maikes.

A musical score for lute, consisting of three systems of two staves each. The notation includes rhythmic flags, stems, and various accidentals (sharps, flats, naturals). The piece is in a common time signature (C) and features a complex, rhythmic melody with many beamed notes. The first system begins with a treble clef and a common time signature. The piece concludes with a double bar line and repeat dots.

# Almaines for the Lute.

The first system of music consists of three staves. The top staff contains a complex melodic line with many accidentals and slurs. The middle and bottom staves provide a harmonic accompaniment with simpler rhythmic patterns. The system concludes with a double bar line.

The left of the  
Queens Maskes.

The second system of music, titled 'The left of the Queens Maskes', consists of eight staves. It features a highly intricate and dense melodic line on the top staff, with numerous accidentals and slurs. The lower staves provide a complex accompaniment. The system ends with a double bar line.

# Almaines for the Lute.

The Witches dance  
in the Queenes Maſke.

Musical score for 'The Witches dance in the Queenes Maſke'. The piece is written for lute in 3/4 time. It consists of a single melodic line on a six-line staff. The notation includes various rhythmic values such as minims, crotchets, and quavers, along with rests and repeat signs. The key signature is one flat (B-flat). The score is divided into several measures, with some measures containing repeat signs and others containing rests.

Sir John Smith  
his Almaine.

Musical score for 'Sir John Smith his Almaine'. The piece is written for lute in 3/4 time. It consists of a single melodic line on a six-line staff. The notation includes various rhythmic values such as minims, crotchets, and quavers, along with rests and repeat signs. The key signature is one flat (B-flat). The score is divided into several measures, with some measures containing repeat signs and others containing rests.

# Almaines for the Lute.

The image displays a handwritten musical score for lute, organized into 11 systems. Each system consists of two staves. The notation is dense, featuring a variety of rhythmic values (including minims, crotchets, and quavers), accidentals (sharps, flats, and naturals), and dynamic markings such as 'f' and 'ff'. The score is written in a historical style, with some notes and rests appearing as small circles or dots. The overall structure is that of a single melodic line, typical of lute tablature notation of the period.

Here endeth the Almaines.

# Corantoes for the Lute.

Here beginneth the Corantoes : the first whereof is commonly knowne  
by the name of Mounfier *Ballard* his Coranto.

Coranto.  
1

Musical notation for Coranto 1, consisting of four systems of two staves each. The notation includes various rhythmic values and accidentals.

*John Perrichon* his Coranto.

Coranto.  
2

Musical notation for Coranto 2, consisting of four systems of two staves each. The notation includes various rhythmic values and accidentals.

# Corantoes for the Lute.

Coranto.  
3

The image displays a handwritten musical score for a piece titled "Coranto." for the Lute. The score is organized into 12 staves, each consisting of two five-line systems. The notation includes various rhythmic values (quarter, eighth, and sixteenth notes), rests, and accidentals (sharps and flats). Above the staves, there are numerous fingering indications, represented by numbers 1-4 and letters A, B, C, D, E, F, G, H, I, J, K, L, M, N, O, P, Q, R, S, T, U, V, W, X, Y, Z. The music is written in a style characteristic of 17th-century lute tablature notation, where notes are often represented by letters on the staff lines. The piece is in 3/4 time, as indicated by the "3" below the title. The notation is dense and fills most of the page.

# Corantos for the Lute.

Mounfier *Saman* his Coranto.

Coranto.  
4

The score is written on ten systems of three staves each. The notation includes rhythmic values (crotchets, quavers, minims, crotchets with beams), accidentals (sharps, flats, naturals), and various lute-specific symbols like 'P', 'F', and 'B'. The music is written in a style characteristic of 17th-century manuscript notation.

# Corantos for the Lute.

Mounfier *Saman*.

Coranto.

The musical score consists of ten systems, each with two staves. The notation is handwritten and includes various rhythmic values (quarter, eighth, and sixteenth notes), accidentals (sharps, flats, naturals), and lute-specific symbols such as 'P' (pizzicato) and 'R' (ritardando). The piece is titled 'Coranto.' and is attributed to 'Mounfier *Saman*.' The notation is arranged in a single system with two staves per system, and the piece concludes with a double bar line.

# Corantos for the Lute.

Coranto.  
6

Coranto 6 is a piece in 3/4 time, consisting of six systems of lute tablature. Each system contains two staves: the upper staff for the treble clef and the lower staff for the bass clef. The notation includes rhythmic values (quarter, eighth, and sixteenth notes) and fret numbers (a, b, c, d, e, f, g) placed above or below the notes. The piece begins with a treble clef and a 3/4 time signature. The first system starts with a treble clef and a 3/4 time signature. The piece concludes with a double bar line and repeat signs.

Coranto.  
7

Coranto 7 is a piece in common time (C), consisting of five systems of lute tablature. Each system contains two staves: the upper staff for the treble clef and the lower staff for the bass clef. The notation includes rhythmic values (quarter, eighth, and sixteenth notes) and fret numbers (a, b, c, d, e, f, g) placed above or below the notes. The piece begins with a common time signature. The first system starts with a common time signature. The piece concludes with a double bar line and repeat signs.

Here endeth the Corantos.

# Voltes for the Lute.

Here beginneth the Voltes.

Volte 1

The score is written on ten systems of two staves each. Above the staves are various lute tablature symbols, including letters 'a', 'b', 'c', 'd', 'e', 'f', 'g' and numbers '3', '4', '5', '6', '7', '8', '9'. The notation includes rhythmic values such as minims, crotchets, and quavers, along with bar lines and repeat signs. The piece is labeled 'Volte 1' and ends with a double bar line and repeat sign.



# Voltes for the Lute.

Volte 3

Handwritten musical score for Lute, consisting of ten systems of two staves each. The notation includes notes, rests, and dynamic markings (f, p). The piece concludes with a double bar line and repeat signs.

# Voltes for the Lute.

Volts  
4

Handwritten musical notation for Volts 4, consisting of five systems of two staves each. The notation includes various notes, rests, and lute-specific symbols like 'P' and 'F'. The first system starts with a treble clef and a 3/4 time signature. The notes are written in a style characteristic of early modern lute tablature notation, often using letters and accidentals to indicate fret positions.

Volt  
5

Handwritten musical notation for Volt 5, consisting of three systems of two staves each. The notation includes various notes, rests, and lute-specific symbols like 'P' and 'F'. The first system starts with a treble clef and a 3/4 time signature. The notes are written in a style characteristic of early modern lute tablature notation, often using letters and accidentals to indicate fret positions.



# Voltes for the Lute.

Volte 7

The musical score consists of seven systems, each with a rhythmic line above a six-line lute tablature. The tablature uses letters 'a', 'b', and 'r' to denote fret positions. The rhythmic notation includes various note values such as minims, crotchets, and quavers, often with stems pointing up or down. Above the tablature, there are several groups of letters (e.g., 'F', 'F.F', 'F.F.F', 'F.F.F.F') which likely represent specific fretting patterns or fingerings. The piece concludes with a double bar line and a repeat sign.

*FINIS.*



TO THE RIGHT WORSHIP-  
FULL, WORTHY, AND VERTVOVS  
Knight, Sir *Thomas Mounson*.



Y R, the gratefull remembrance of your bountie to me, in part of my Education, whilst my Father was absent from *England*, hath embouldned me to present thele my first Labours to your worthines, assuring my selfe that they being *Musicall* will be acceptable to the Patron of *Musicke*, and being onely out of duety Dedicated, you will daine to receiue them as a poore Testimonie of his gratitude, who acknowledgeth himselfe for euer vnable by his vttermost seruice to merit your Fauours. All that I can is to pray to Almighty God for the health and prosperitie of You and Yours, which I will neuer cease to doe.

Your Worships in all duety,

*Robert Douland.*